SMTSO®

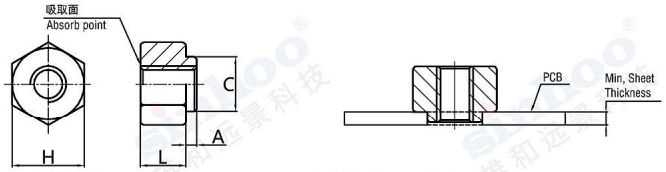

适用螺纹或孔径Thread or Thru Hole Code : 0-80, M1.0, M1.2, M1.4, M1.6

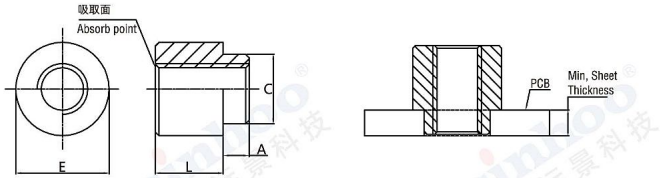

适用螺纹或孔径Thread or Thru Hole Code : 2-56, 4-40, 6-32, 8-32, 116, 143, M2, M2.5, M3, M3.5, M4, 3.6, 4.2

编码规则 PART NUMBER DESIGNATION

SMTSO	20	60	C	T	J
Type 类型	Thread or Thru Hole Code 螺纹或孔径代码 M2.0X0.4	Length Code 长度代码 6mm	Materials Code 材料代码 Brass C:Brass M:Steel	Finish Code 表面处理代码 Tin T:Tin C:Clean	Package Code 包装代码 Reel J:Reel S:In bulk

焊盘范例 Stencil Masking Examples

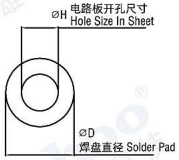

All dimensions are in millimeters.

METRIC 公制尺寸	Thread Size x Pitch	Thru Hole +0.10 -0.08	Type	Thread or Thru Hole Code	Length Code L ±0.13 (Length code in millimeters)																						Below is blind hole with 7mm thread depth Length Code L ±0.13 (Length code in millimeters)					Min. Sheet Thickness	A Max.	C Max.	E Ref.	E ±0.13	H Nom.	ØH Hole Size In Sheet +0.08	ØD Min. Solder Pad	Rated Current (A)	Tightening Torque (Kgf.cm)
	M1x0.25	-	SMTSO	10	0.5	1	1.5	2	2.5	3	-	-	-	-	-	-	-	-	-	-	-	-	-	-	-	-	0.5	0.48	2.41	3.66	-	3.18	2.5	4.19	15	0.3
	M1.2x0.25	-	SMTSO	12	0.5	1	1.5	2	2.5	3	-	-	-	-	-	-	-	-	-	-	-	-	-	-	-	-	0.5	0.48	2.41	3.66	-	3.18	2.5	4.19	15	0.6
	M1.4x0.3	-	SMTSO	14	0.5	1	1.5	2	2.5	3	-	-	-	-	-	-	-	-	-	-	-	-	-	-	-	-	0.5	0.48	2.41	3.66	-	3.18	2.5	4.19	15	1
	M1.6x0.35	-	SMTSO	16	-	1	1.5	2	2.5	3	-	-	-	-	-	-	-	-	-	-	-	-	-	-	-	-	0.5	0.48	2.41	3.66	-	3.18	2.5	4.19	15	1.5
	M2x0.4	-	SMTSO	20	-	1	1.5	2	2.5	3	3.5	4	4.5	5	5.5	6	7	8	9	10	12	15	20	25	30		1.53	1.53	3.6	-	5.56	-	3.73	6.2	30	1.5
	M2.5x0.45	-	SMTSO	25	-	-	1.5	2	2.5	3	3.5	4	4.5	5	5.5	6	7	8	9	10	12	15	20	25	30		1.53	1.53	4.09	-	5.56	-	4.22	6.2	30	3
	M3x0.5	-	SMTSO	30	-	-	1.5	2	2.5	3	3.5	4	4.5	5	5.5	6	7	8	9	10	12	15	20	25	30		1.53	1.53	4.09	-	5.56	-	4.22	6.2	30	5
	M3.5x0.6	-	SMTSO	35	-	-	-	2	2.5	3	3.5	4	4.5	5	5.5	6	7	8	9	10	12	15	20	25	30		1.53	1.53	5.28	-	7.14	-	5.41	7.77	40	6
	M4x0.7	-	SMTSO	40	-	-	-	2	2.5	3	3.5	4	4.5	5	5.5	6	7	8	9	10	12	15	20	25	30		1.53	1.53	6.22	-	8.74	-	6.35	9.37	50	8
	-	3.2	SMTSO	32	-	1	1.5	2	2.5	3	3.5	4	4.5	5	5.5	6	7	8	9	10	-	-	-	-	-		1.53	1.53	4.09	-	5.56	-	4.22	6.2	20	-
	-	3.6	SMTSO	36	-	-	-	2	2.5	3	3.5	4	4.5	5	5.5	6	7	8	9	10	-	-	-	-	-		1.53	1.53	5.28	-	7.14	-	5.41	7.77	30	-
	-	4.2	SMTSO	42	-	-	-	2	2.5	3	3.5	4	4.5	5	5.5	6	7	8	9	10	-	-	-	-	-		1.53	1.53	6.22	-	8.74	-	6.35	9.37	40	-

All dimensions are in inches.

UNFIED 英制尺寸	Thread Size	Thru Hole +.004 -.003	Type	Thread or Thru Hole Code	Length Code L ±.005 (Length code in 32nds of an inch)						Min. Sheet Thickness	A Max.	C Max.	E Ref.	E ±.005	H Nom.	ØH Hole Size In Sheet +.003 .000	ØD Min. Solder Pad	Rated Current (A)	Tightening Torque (Kgf.cm)
	.060-80 (#0-80)	-	SMTSO	080	.062	.125	-	-	-	-	.020	.019	.095	.144	-	.125	.098	.165	15	1.5
	.086-56 (#2-56)	-	SMTSO	256	.062	.125	.187	.250	.312	.375	.060	.060	.142	-	.219	-	.147	.244	30	1.5
	.112-40 (#4-40)	-	SMTSO	440	.062	.125	.187	.250	.312	.375	.060	.060	.161	-	.219	-	.166	.244	30	5
	.138-32 (#6-32)	-	SMTSO	632	.062	.125	.187	.250	.312	.375	.060	.060	.208	-	.281	-	.213	.306	40	6
	.164-32 (#8-32)	-	SMTSO	832	.062	.125	.187	.250	.312	.375	.060	.060	.245	-	.344	-	.250	.369	50	8
	-	.116	SMTSO	116	.062	.125	.187	.250	.312	.375	.060	.060	.161	-	.219	-	.166	.244	30	-
	-	.143	SMTSO	143	.062	.125	.187	.250	.312	.375	.060	.060	.208	-	.281	-	.213	.306	40	-

SMTWE®

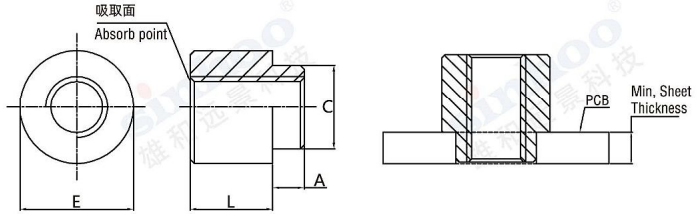

适用螺纹或孔径Thread or Thru Hole Code : 2-56, 4-40, 6-32, 8-32, 116, 143, M2, M2.5, M3, M3.5, M4, 3.6, 4.2

编码规则 PART NUMBER DESIGNATION

SMTWE	20	60	C	T	J
Type 类型	Thread or Thru Hole Code 螺纹或孔径代码 M2.0X0.4	Length Code 长度代码 6mm	Materials Code 材料代码 Brass C:Brass M:Steel	Finish Code 表面处理代码 Tin T:Tin C:Clean	Package Code 包装代码 Reel J:Reel S:In bulk

焊盘范例 Stencil Masking Examples

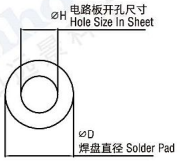

All dimensions are in millimeters.

METRIC 公制尺寸	Thread Size x Pitch	Thru Hole	Type	Thread or Thru Hole Code	Length Code L ±0.10 (Length code in millimeters)																				A ±0.10	C ±0.10	E ±0.10	ØH Hole Size In Sheet +0.08	ØD Min. Solder Pad	Rated Current (A)	Tightening Torque (Kgf.cm)
	M2x0.4	-	SMTWE	20	1	1.5	2	2.5	3	3.5	4	4.5	5	6	7	8	-	-	-	-	-	-	1.40	2.8	4.35	3	5.3	20	1.5
	M2.5x0.45	-	SMTWE	25	1	1.5	2	2.5	3	3.5	4	4.5	5	6	7	8	10	-	-	-	-	-	1.40	3.5	5	3.7	6	30	3
	M3x0.5	-	SMTWE	30	1	1.5	2	2.5	3	3.5	4	4.5	5	6	7	8	10	11	12	13	14	15	1.40	4.2	6	4.4	7.4	30	5
	M4x0.7	-	SMTWE	40	1	-	2	-	3	-	4	-	5	6	7	8	10	11	12	13	14	15	1.40	5.2	8.2	5.4	9.4	45	8
	-	2.25	SMTWE	22	1	1.5	2	2.5	3	3.5	4	4.5	5	6	7	8	10	-	-	-	-	-	1.40	2.8	4.35	3	5.3	20	-
	-	2.7	SMTWE	27	1	1.5	2	2.5	3	3.5	4	4.5	5	6	7	8	10	-	-	-	-	-	1.40	3.5	5	3.7	6	30	-
	-	3.3	SMTWE	33	1	1.5	2	2.5	3	3.5	4	4.5	5	6	7	8	10	-	-	-	-	-	1.40	4.2	6	4.4	7.4	30	-
	-	4.5	SMTWE	45	1	-	2	-	3	-	4	-	5	6	7	8	10	-	-	-	-	-	1.40	5.2	8.2	5.4	9.4	40	-

（1）SMTSO和SMTWE为注册商标，商标持有人为深圳市雄和远景科技发展有限公司
（2）更多现货“L”尺寸未在表中列出，请联系我们确认。
（3）支持定制任意尺寸

(1) SMTSO and SMTWE are registered trademarks, and the trademark holder is Shenzhen Sinhoo Science Technology Development Co.,LTD
(2) More "L" dimensions are not listed in the table, please contact us for confirmation;
(3) Support customization of any size

SSB/TH06/TH08/TH16/THC08/THC16

SSB

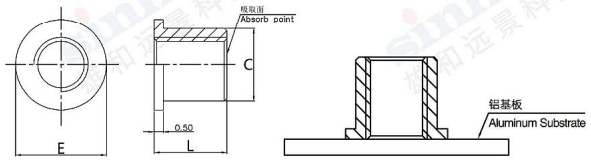

型号 Type: SSB



编码规则 PART NUMBER DESIGNATION

SSB	20	60	C	T	J
Type 类型	Thread or Thru Hole Code 螺纹或孔径代码 M2.0X0.4	Length Code 长度代码 6mm	Materials Code 材料代码 Brass C:Brass M:Steel	Finish Code 表面处理代码 Tin T:Tin C:Clean	Package Code 包装代码 Reel J:Reel S:In bulk

焊盘范例 Stencil Masking Examples

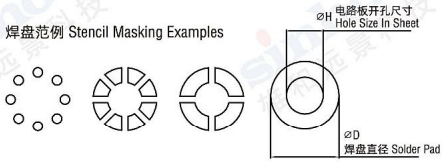

TH06, TH08, TH16, THC08, THC16

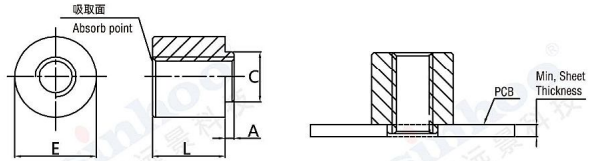

型号 Type: TH06, TH08, TH16, THC08, THC16

编码规则 PART NUMBER DESIGNATION

TH16	20	60	C	T	J
Type 类型	Thread or Thru Hole Code 螺纹或孔径代码 M2.0X0.4	Length Code 长度代码 6mm	Materials Code 材料代码 Brass C:Brass M:Steel	Finish Code 表面处理代码 Tin T:Tin C:Clean	Package Code 包装代码 Reel J:Reel S:In bulk

焊盘范例 Stencil Masking Examples

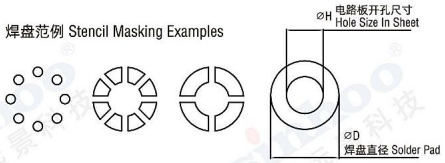

All dimensions are in millimeters.

	Type	Thread Size x Pitch	Thru Hole +0.10 -0.08	Thread or Thru Hole Code	Length Code L ±0.10 (Length code in millimeters)																	MIN. Sheet Thicknes	A ±0.10	C ±0.10	E ±0.10	⌀H Hole Size In Sheet +0.10	ØD Min. Solder Pad	Rated Current (A)	Tightening Torque (Kgf.cm)
METRIC 公制尺寸	SSB	M2x0.4	-	20	-	-	-	2	2.5	3	3.5	4	4.5	5	-	-	-	-	-	-	-	-	-	3.0	4.0	-	4.0	-	1.0
	SSB	M2.5x0.45	-	25	-	-	-	2	2.5	3	3.5	4	4.5	5	-	-	-	-	-	-	-	-	-	3.5	4.5	-	5.0	-	3.0
	SSB	M3x0.5	-	30	-	-	-	2	2.5	3	3.5	4	4.5	5	-	-	-	-	-	-	-	-	-	4.0	5.0	-	5.5	-	3.0
	TH06	M1.0x0.25	-	10	0.5	1	1.5	2	-	-	-	-	-	-	-	-	-	-	-	-	-	0.6	0.45	1.6	2.5	1.8	3.5	10	0.3
	TH06	M1.2x0.25	-	12	0.5	1	1.5	2	-	-	-	-	-	-	-	-	-	-	-	-	-	0.6	0.45	1.8	2.5	2	3.5	12	0.6
	TH06	M1.4x0.3	-	14	0.5	1	1.5	2	2.5	3	-	-	-	-	-	-	-	-	-	-	-	0.6	0.45	2.0	2.7	2.2	4.0	12	1.0
	TH06	M1.6*0.35	-	16	0.5	1	1.5	2	2.5	3	3.5	4	-	-	-	-	-	-	-	-	-	0.6	0.45	2.2	3.0	2.4	4.0	15	1.5
	TH06	M2x0.4	-	20	-	1	1.5	2	2.5	3	3.5	4	4.5	5	-	-	-	-	-	-	-	0.6	0.45	2.5	4.0	2.7	5.0	20	1.5
	TH08	M1.0x0.25	-	10	0.5	1	1.5	2	-	-	-	-	-	-	-	-	-	-	-	-	-	0.8	0.7	1.6	2.5	1.8	3.5	10	0.3
	TH08	M1.2x0.25	-	12	0.5	1	1.5	2	-	-	-	-	-	-	-	-	-	-	-	-	-	0.8	0.7	1.8	2.5	2	3.5	12	0.6
	TH08	M1.4x0.3	-	14	0.5	1	1.5	2	2.5	3	-	-	-	-	-	-	-	-	-	-	-	0.8	0.7	2.0	2.7	2.2	4.0	12	1.0
	TH08	M1.6*0.35	-	16	0.5	1	1.5	2	2.5	3	3.5	4	-	-	-	-	-	-	-	-	-	0.8	0.7	2.2	3.0	2.4	4.0	15	1.5
	TH08	M2x0.4	-	20	-	1	1.5	2	2.5	3	3.5	4	4.5	5	-	-	-	-	-	-	-	0.8	0.7	2.5	4.0	2.7	5.0	20	1.5
	TH08	M2.5x0.45	-	25	-	1	1.5	2	2.5	3	3.5	4	4.5	5	5.5	6	6.5	7	8	9	10	0.8	0.7	3.1	4.5	3.3	5.5	20	3.0
	TH08	M3x0.5	-	30	-	-	1.5	2	2.5	3	3.5	4	4.5	5	5.5	6	6.5	7	8	9	10	0.8	0.7	3.5	5.0	3.7	6.0	30	5.0
	TH08	M4x0.7	-	40	-	-	-	2	2.5	3	3.5	4	4.5	5	5.5	6	6.5	7	8	9	10	0.8	0.7	5.5	7.0	5.7	8.0	40	8.0
	TH16	M1.4x0.3	-	14	0.5	1	1.5	2	2.5	3	3.5	4	-	-	-	-	-	-	-	-	-	1.6	1.5	2.0	2.7	2.2	4.0	12	1.0
	TH16	M2x0.4	-	20	0.5	1	1.5	2	2.5	3	3.5	4	4.5	5	5.5	6	6.5	7	8	-	-	1.6	1.5	2.5	4.0	2.7	5.0	20	1.5
	TH16	M2.5x0.45	-	25	0.5	1	1.5	2	2.5	3	3.5	4	4.5	5	5.5	6	6.5	7	8	9	10	1.6	1.5	3.1	4.5	3.3	5.5	20	3.0
	TH16	M3x0.5	-	30	0.5	1	1.5	2	2.5	3	3.5	4	4.5	5	5.5	6	6.5	7	8	9	10	1.6	1.5	3.5	5.0	3.7	6.0	30	5.0
	TH16	M4x0.7	-	40	-	-	-	2	2.5	3	3.5	4	4.5	5	5.5	6	6.5	7	8	9	10	1.6	1.5	5.5	7.0	5.7	8.0	40	8.0
	TH16	M5x0.8	-	50	-	-	-	2	2.5	3	3.5	4	4.5	5	5.5	6	6.5	7	8	9	10	1.6	1.5	7.0	9.0	7.2	10.0	50	15.0
	THC08	-	2.1	21	0.5	1	1.5	2	2.5	3	3.5	4	4.5	5	5.5	6	6.5	7	8	-	-	0.8	0.7	3.0	4.5	3.2	5.5	20	-
	THC08	-	2.7	27	0.5	1	1.5	2	2.5	3	3.5	4	4.5	5	5.5	6	6.5	7	8	9	10	0.8	0.7	3.6	5.0	3.8	6.0	30	-
	THC08	-	3.1	31	0.5	1	1.5	2	2.5	3	3.5	4	4.5	5	5.5	6	6.5	7	8	9	10	0.8	0.7	4.0	5.5	4.2	6.5	30	-
	THC08	-	4.5	45	0.5	1	1.5	2	2.5	3	3.5	4	4.5	5	5.5	6	6.5	7	8	9	10	0.8	0.7	5.5	7.0	5.7	8.0	30	-
	THC16	-	2.1	21	0.5	1	1.5	2	2.5	3	3.5	4	4.5	5	5.5	6	6.5	7	8	-	-	1.6	1.5	3.0	4.5	3.2	5.5	20	-
	THC16	-	2.7	27	0.5	1	1.5	2	2.5	3	3.5	4	4.5	5	5.5	6	6.5	7	8	9	10	1.6	1.5	3.6	5.0	3.8	6.0	30	-
	THC16	-	3.1	31	0.5	1	1.5	2	2.5	3	3.5	4	4.5	5	5.5	6	6.5	7	8	9	10	1.6	1.5	4.0	5.5	4.2	6.5	30	-

SMTSW

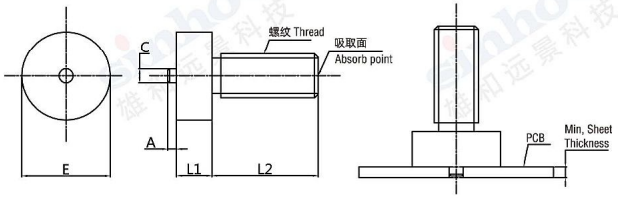

编码规则 PART NUMBER DESIGNATION

SMTSW	20	60	C	T	J
Type 类型	Thread or Thru Hole Code 螺纹或孔径代码 M2.0X0.4	Length Code 长度代码 6mm	Materials Code 材料代码 Brass C:Brass M:Steel	Finish Code 表面处理代码 T:Tin C:Clean	Package Code 包装代码 Reel J:Reel S:In bulk

焊盘范例 Stencil Masking Examples

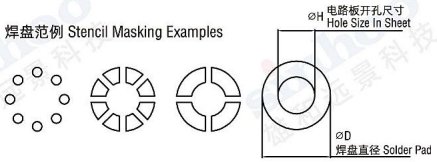

All dimensions are in millimeters.

	Thread Size x Pitch	Type	Thread or Thru Hole Code	Length Code L1±0.10 (Length code in millimeters)										L2 ±0.30	A ±0.10	C ±0.10	E ±0.10	ØH Hole Size In Sheet +0.08	ØD Min. Solder Pad	Rated Current (A)	Tightening Torque (Kgf.cm)
METRIC 公制尺寸	M2x0.4	SMTSW	20	1	2	3	4	5	6	7	8	9	10	5.00	0.5	0.8	4	1	5	10	2
	M2.5x0.45	SMTSW	25	1	2	3	4	5	6	7	8	9	10	6.00	0.5	0.8	5	1	6	20	4
	M3x0.5	SMTSW	30	1	2	3	4	5	6	7	8	9	10	6.00	0.5	0.8	6	1	7	30	5
	M4x0.7	SMTSW	40	1	2	3	4	5	6	7	8	9	10	7.00	0.5	0.8	8	1	9	40	6

SMTKC

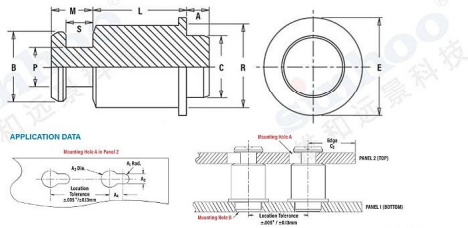

编码规则 PART NUMBER DESIGNATION

SMTKC	615	80	M	T	J
Type 类型	Body Size-Sheet Code 尺寸代码 6-1.5	Length "L" Code 长度代码 8.0mm	Materials Code 材料代码 Steel C:Brass M:Steel	Finish Code 表面处理代码 Tin T:Tin C:Clean N:Nickel	Package Code 包装代码 Reel J:Reel S:bulk

焊盘范例 Stencil Masking Examples

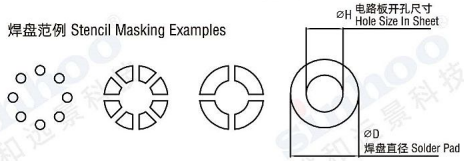

无需使用螺丝安装的表贴支撑柱Surface mounted standoffs that eliminate the need for attaching screws

该产品的设计使上层电路板或面板可以快速滑入安装到位；通过简单地将板侧向滑动并提起将其从组件上拆下。使用与其他表面贴装元件相同的方式和时间安装在电路板上。

SMTSK Standoffs are desingned so that a PCB or pance can be quickly slipped into place and then removed from an assembly by simply sliding the board sideways and lifting it off。These standoffs mount on PCB in the same manner and at the same tine as other surface mount components prior to the automated reflow solder process

产品尺寸表 PRODUCT SIZE TABLE

All dimensions are in millimeters.

	Type	Body Size-Sheet Code	Length Code"L"±0.13 (Length code in millimeters)					Min. Sheet Thickness	A Max.	C Max.	E ±0.13	B ±0.08	P ±0.08	R Max.	S ±0.08	M Max.	ØH Hole Size In Sheet +0.08	ØD Min. Solder Pad
METRIC 公制尺寸	SMTKC	615	3	4	6	8	10	1.53	1.53	4.09	6.35	4.5	2.51	5.39	1.73	2.75	4.22	7

All dimensions are in inches.

	Type	Body Size-Sheet Code	Length Code"L"±.005 (Length code in32nds of an inch)			Min. Sheet Thickness	A Max.	C Max.	E ±.005	B ±.003	P ±.003	R Max.	S ±0.03	M Max.	ØH Hole Size In Sheet +0.08	ØD Min. Solder Pad
			.125	.250	.375											
UNFIED 英制尺寸	SMTSK	6060	4	8	12	.060	.060	.161	.250	.177	.099	0.212	0.068	0.108	0.166	0.276

安装尺寸表 INSTALLATION DIMENSION TABLE

All dimensions are in millimeters.

	Type	Panel 1					Panel 2						
							Top Mounting Hole A						
		Hardness Max.	Bottom Mounting Hole B +0.08	Panel Material	Thickness Min.	Location Tolerance	A_1 Nom.	A_2 ±0.08	A_3 ±0.08	A_4 Min.	Panel Materia	Thickness Range	Edge Distance C_2 Min.
METRIC 公制尺寸	SMTKC	No Limit	4.22	PC Board	1.53	±0.13	1.5	3	5	3.75	ANY	1.45-1.62	4.1

All dimensions are in inches.

	Type	Panel 1					Panel 2						
							Top Mounting Hole A						
		Hardness Max.	Bottom Mounting Hole B +0.03	Panel Material	Thickness Min.	Location Tolerance	A_1 Nom.	A_2 ±.003	A_3 ±.003	A_4 Min.	Panel Materia	Thickness Range	Edge Distance C_2 Min.
UNFIED 英制尺寸	SMTKC	No Limit	.166	PC Board	.060	±.005	0.059	0.118	0.197	.148	ANY	.057-.064	.160

SMTSC

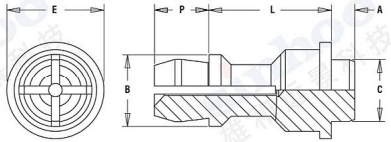

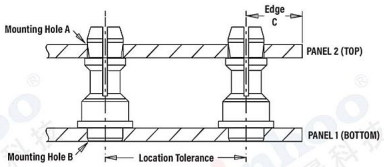

编码规则 PART NUMBER DESIGNATION

SMTSC	40	80	C	T	J
Type 类型	Top Board Mounting Hole Diameter Code 顶板安装孔直径代码 4mm	Length "L" Code 长度代码 8.0mm	Materials Code 材料代码 Steel C:Brass M:Steel	Finish Code 表面处理代码 Tin T:Tin C:Clean N:Nickel	Package Code 包装代码 Reel J:Reel S:bulk

焊盘范例 Stencil Masking Examples

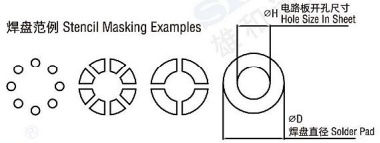

产品尺寸表 PRODUCT SIZE TABLE

All dimensions are in millimeters.

METRIC 公制尺寸 Type	Top Board Mounting Hole Diameter Code	Length Code"L"±0.13 (Length code in millimeters)			Min. Sheet Thickness	A Max.	C Max.	E ±0.13	B ±0.13	P ±0.13	ØH Hole Size In Sheet +0.08	ØD Min. Solder Pad
SMTSC	40	6	8	10	1.53	1.53	4.09	6.35	4.8	3.58	4.22	7

All dimensions are in inches.

UNFIED 英制尺寸 Type	Top Board Mounting Hole Diameter Code	Length Code"L"±.005 (Length code in 32nds of an inch)		Min. Sheet Thickness	A Max.	C Max.	E ±.005	B ±.005	P ±.005	ØH Hole Size In Sheet +0.08	ØD Min. Solder Pad
		.250	.375								
SMTSC	156	8	12	.060	.060	.161	.250	.188	.141	0.166	0.276

安装尺寸表 INSTALLATION DIMENSION TABLE

All dimensions are in millimeters.

METRIC 公制尺寸 Type	Panel 1					Panel 2				
	Hardness Max.	Bottom Mounting Hole B +0.08	Panel Material	Thickness Min.	Location Tolerance	Hardness Max.	Top Mounting Hole A +0.08	Panel Material	Thickness Range	Edge Distance C Min.
SMTSC	No Limit	4.22	PC Board	1.53	±0.13	No Limit	4	PC Board or Metal	1-1.8	2.54

All dimensions are in inches.

UNFIED 英制尺寸 Type	Panel 1					Panel 2				
	Hardness Max.	Bottom Mounting Hole B +.003	Panel Material	Thickness Min.	Location Tolerance	Hardness Max.	Top Mounting Hole A +. 003	Panel Material	Thickness Range	Edge Distance C Min.
SMTSC	No Limit	.166	PC Board	.060	±.005	No Limit	.156	PC Board or Metal	.040-.070	.100

SMTPF

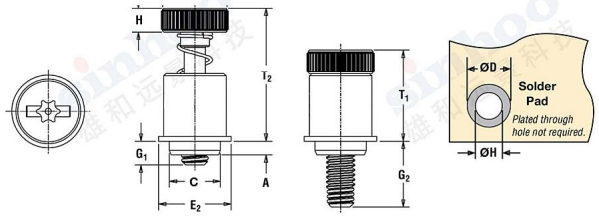

编码规则 PART NUMBER DESIGNATION

SMTPF	30	0	M	T	J
Type 类型	Thread Code 螺纹代码 M3x0.5	Screw Length Code "G1/G2" 长度代码 1mm/5.3mm	Materials Code 材料代码 Steel C:Brass M:Steel	Finish Code 表面处理代码 Tin T:Tin C:Clean N:Nickel	Package Code 包装代码 Reel J:Reel S:bulk

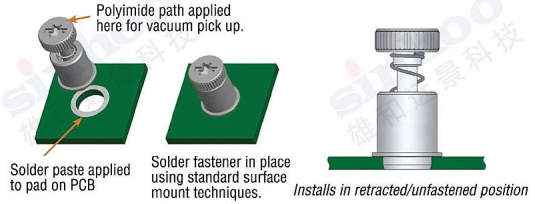

All dimensions are in millimeters.

METRIC 公制尺寸 Type	Thread Size x Pitch	Thread Code	Screw Length Code	A (Shank) Max.	Min. Sheet Thickness	C Max.	E1 ±0.25	E2 Nom.	G1 ±0.64	G2 ±0.64	H ±0.25	T1 Nom.	T2 Nom.	ØH Hole Size In Sheet +0.08	ØD Min. Solder Pad	Driver Size
SMTPF	M3x0.5	30	0	1.60	1.60	5.46	7.00	7.60	1.00	5.30	2.50	9.60	14.00	5.60	8.60	T15
			1						2.50	6.80						
SMTPF	M3.5x0.6	35	0	1.60	1.60	6.27	7.90	8.13	1.00	6.10	2.50	10.70	15.70	6.40	10.20	T15
			1						2.50	7.62						

All dimensions are in inches.

UNFIED 英制尺寸 Type	Thread Size	Thread Code	Screw Length Code	A (Shank) Max.	Min. Sheet Thickness	C Max.	E1 ±.010	E2 Nom.	G1 ±.025	G2 ±.025	H ±.010	T1 Nom.	T2 Nom.	ØH Hole Size In Sheet +0.08	ØD Min. Solder Pad	Driver Size
SMTPF	.112-40 (#4-40)	440	0	.063	.063	.215	.280	.300	.040	.210	.100	.38	.55	.220	.340	T15
			1						.100	.270						
SMTPF	.138-32 (#6-32)	632	0	.063	.063	.247	.320	.320	.040	.240	.100	.42	.62	.252	.400	T15
			1						.100	.300						

BUTR/BUCF/BUFU

BUTR



BUCF

BUFU

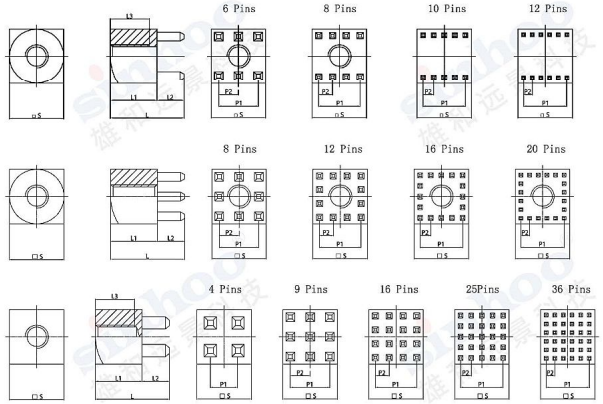

All dimensions are in millimeters.

METRIC 公制尺寸	Type	P/N	Pin coun	Thread Size x Pitch	S	L	L1	L2	L3	P1	P2	Rated Current (A)
	BUTR	BUTR-0630-01	6	M3*0.5	7	9.5	6	3.5	5	5.08	2.54	100
		BUTR-0840-01	8	M4*0.7	9	10.5	7	3.5	6	7.62	2.54	160
		BUTR-0850-01	8	M5*0.8	9	10.5	7	3.5	6	7.62	2.54	160
		BUTR-0860-01	8	M6*1	10	17	13.5	3.5	9	7.62	2.54	160
		BUTR-1080-01	10	M8*1.25	13	17	13.5	3.5	10	10.16	2.54	240
		BUTR-12100-01	12	M10*1.5	16	21	17.5	3.5	13	12.7	2.54	320
	BUCF	BUCF-0825-01	8	M2.5*0.45	7	9.5	6	3.5	-	5.08	2.54	130
		BUCF-1240-01	12	M4*0.7	9	9.5	6	3.5	-	7.62	2.54	175
		BUCF-1250-01	12	M5*0.8	9	9.5	6	3.5	-	7.62	2.54	175
		BUCF-1660-01	16	M6*1	13	17	13.5	3.5	-	10.16	2.54	240
		BUCF-2080-01	20	M8*1.25	16	17	13.5	3.5	-	12.7	2.54	350
		BUCF-20100-01	20	M10*1.5	16	21	17.5	3.5	-	12.7	2.54	350
	BUFU	BUFU-0430-01	4	M3*0.5	5	10.5	7	3.5	4	2.54	-	70
		BUFU-0930-01	9	M3*0.5	7	9.5	6	3.5	4	5.08	2.54	130
		BUFU-1640-01	16	M4*0.7	9	10.5	7	3.5	4	7.62	2.54	180
		BUFU-1650-01	16	M5*0.8	9	10.5	7	3.5	4	7.62	2.54	180
		BUFU-1660-01	16	M6*1	10	14	10.5	3.5	7	7.62	2.54	180
		BUFU-2580-01	25	M8*1.25	13	17	13.5	3.5	8	10.16	2.54	250
		BUFU-36100-01	36	M10*1.5	16	21	17.5	3.5	10	12.7	2.54	350

PCB HIGH CURRENT TERMINALS

RATR/RAFU



RAFU

RATR

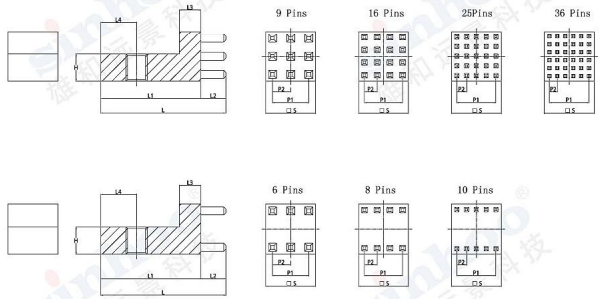

All dimensions are in millimeters.

METRIC 公制尺寸	Type	P/N	Pin count	Thread Size x Pitch	Thru Hole	S	L	L1	L2	L3	L4	H	P1	P2	Rated Current (A)
	RATR	RATR-0630-01	6	M3*0.5	-	7	17.5	14	3.5	3	5	3.8	5.08	2.54	100
		RATR-0840-01	8	M4*0.7	-	9	17.5	14	3.5	3	5	5	7.62	2.54	160
		RATR-0850-01	8	M5*0.8	-	9	17.5	14	3.5	3	5	5	7.62	2.54	160
		RATR-1060-01	10	M6*1	-	13	23.5	20	3.5	3	8	8	10.16	2.54	240
		RATR-1080-01	10	M8*1.25	-	13	23.5	20	3.5	3	8	8	10.16	2.54	240
		RATR-0632-01	6	-	3.2	7	17.5	14	3.5	3	5	3.8	5.08	2.54	100
		RATR-0842-01	8	-	4.2	9	17.5	14	3.5	3	5	5	7.62	2.54	160
		RATR-0852-01	8	-	5.2	9	17.5	14	3.5	3	5	5	7.62	2.54	160
		RATR-1062-01	10	-	6.2	13	23.5	20	3.5	3	8	8	10.16	2.54	240
		RATR-1082-01	10	-	8.2	13	23.5	20	3.5	3	8	8	10.16	2.54	240
	RAFU	RAFU-0930-01	9	M3*0.5	-	7	17.5	14	3.5	3	5	4	5.08	2.54	130
		RAFU-1640-01	16	M4*0.7	-	9	17.5	14	3.5	3	5	5	7.62	2.54	180
		RAFU-1650-01	16	M5*0.8	-	9	17.5	14	3.5	3	5	5	7.62	2.54	180
		RAFU-2560-01	25	M6*1	-	13	23.5	20	3.5	3	8	8	10.16	2.54	250
		RAFU-2580-01	25	M8*1.25	-	13	23.5	20	3.5	3	8	8	10.16	2.54	250
		RAFU-36100-01	36	M10*1.5	-	16	28.5	25	3.5	3	10	10	12.7	2.54	350
		RAFU-0932-01	9	-	3.2	7	17.5	14	3.5	3	5	4	5.08	2.54	130
		RAFU-1642-01	16	-	4.2	9	17.5	14	3.5	3	5	5	7.62	2.54	180
		RAFU-1652-01	16	-	5.2	9	17.5	14	3.5	3	5	5	7.62	2.54	180
		RAFU-2562-01	25	-	6.2	13	23.5	20	3.5	3	8	8	10.16	2.54	250
		RAFU-2582-01	25	-	8.2	13	23.5	20	3.5	3	8	8	10.16	2.54	250

TGTR/TGCF/THRBUB/THRBUT

TGTR

TGCF

THRBUB

THRBUT

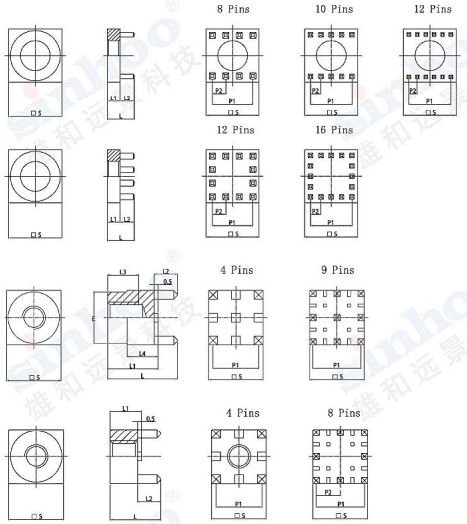

All dimensions are in millimeters.

	Type	P/N	Pin count	Thru Hole	S	L	L1	L2	P1	P2	Rated Current (A)
METRIC 公制尺寸	TGTR	TGTR-0855-01	8	5.5	9	6.6	3.1	3.5	7.62	2.54	160
		TGTR-1073-01	10	7.3	13	6.6	3.1	3.5	10.16	2.54	240
		TGTR-1298-01	12	9.8	16	6.6	3.1	3.5	12.7	2.54	320
		TGTR-12105-01	12	10.5	16	6.6	3.1	3.5	12.7	2.54	320
	TGCF	TGCF-1255-01	12	5.5	9	6.6	3.1	3.5	7.62	2.54	175
		TGCF-1673-01	16	7.3	13	6.6	3.1	3.5	10.16	2.54	240

All dimensions are in millimeters.

	Type	P/N	Pin count	Thread Size x Pitch	S	L	L1	L2	L3	L4	P1	E	Rated Current (A)
METRIC 公制尺寸	THRBUB	THRBUB-0430-01	4	M3*0.5	7	8.5	6	3	3.5	4	5.87	6.6	50
		THRBUB-0440-01	4	M4*0.7	7	9	6.5	3	4	4	5.87	6.6	50
		THRBUB-0940-01	9	M4*0.7	10	9.5	7	3	4	4	8.87	9.7	85
		THRBUB-0950-01	9	M5*0.8	10	9.5	7	3	4	4	8.87	9.7	85
	THRBUT	THRBUT-0430-01	4	M3*0.5	7	5.5	3	3	-	-	5.87	-	50
		THRBUT-0440-01	4	M4*0.7	7	5.5	3	3	-	-	5.87	-	50
		THRBUT-0840-01	8	M4*0.7	10	6	3.5	3	-	-	8.87	-	85
		THRBUT-0850-01	8	M5*0.8	10	6.5	4	3	-	-	8.87	-	85

PCB HIGH CURRENT TERMINALS

SHFU/THRSH



SHFU



THRSH

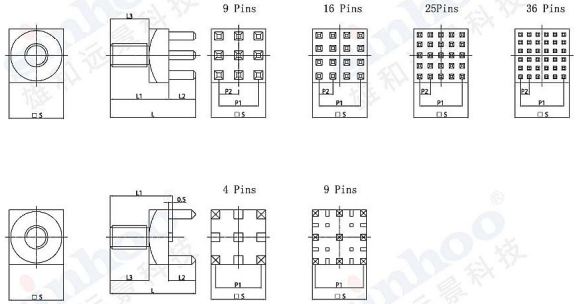

All dimensions are in millimeters.

	Type	P/N	Pin count	Thread Size x Pitch	S	L	L1	L2	L3	P1	P2	Rated Current (A)
METRIC 公制尺寸	SHFU	SHFU-0930-01	9	M3*0.5	7	11	7.5	3.5	5	5.08	2.54	130
		SHFU-0940-01	9	M4*0.7	7	12.5	9	3.5	6	5.08	2.54	130
		SHFU-0950-01	9	M5*0.8	7	15.5	12	3.5	8	5.08	2.54	130
		SHFU-1650-01	16	M5*0.8	9	16	12.5	3.5	8	7.62	2.54	180
		SHFU-2560-01	25	M6*1	13	19	15.5	3.5	10	10.16	2.54	250
		SHFU-2580-01	25	M8*1.25	13	24	20.5	3.5	13	10.16	2.54	250
		SHFU-36100-01	36	M10*1.5	16	27.5	24	3.5	16	12.7	2.54	350
	THRSH	THRSH-0430-01	4	M3*0.5	7	11	8.5	3	5	5.87	-	50
		THRSH-0440-01	4	M4*0.7	7	11	8.5	3	5	5.87	-	50
		THRSH-0450-01	4	M5*0.8	7	13	10.5	3	7	5.87	-	50
		THRSH-0940-01	9	M4*0.7	10	11	8.5	3	5	8.87	-	85
		THRSH-0950-01	9	M5*0.8	10	13	10.5	3	7	8.87	-	85

4A/4B/4C/4D/6A

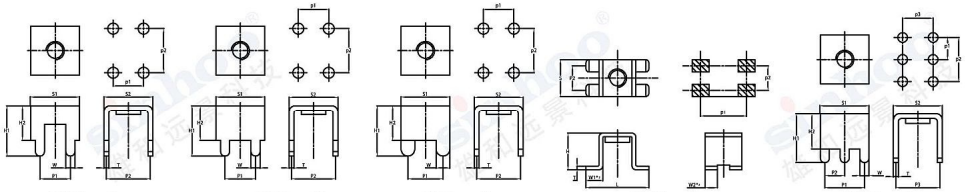

型号 Type: 4A　型号 Type: 4B　型号 Type: 4C　型号 Type: 4D　型号 Type: 6A

All dimensions are in millimeters.

	Type	Size Code	Recommended Thread Size * Pitch	S1	S2	H1	H2	T	W	P1/p1	P2/p2
METRIC 公制尺寸	4A	01	M3*0.5 / M4*0.7	8.0	8.0	8.5	3.5	0.8	1.5	5.0	7.2
		02	M3*0.5 / M4*0.7	8.0	8.0	6.8	4.2	0.8	1.6	5.0	7.2
		03	M3*0.5 / M4*0.7	8.0	8.0	8.2	5.0	0.8	1.65	5.05	7.2
		04	M3*0.5 / M4*0.7	8.0	8.0	8.4	5.8	0.8	1.5	5.0	7.2
		05	M3*0.5 / M4*0.7	8.0	8.0	11	6.0	0.6	1.5	5.0	7.0
		06	M3*0.5 / M4*0.7	7.9	7.9	11.2	6.4	0.8	1.5	5.0	7.1
		07	M3*0.5 / M4*0.7	9.2	11.2	10.7	6.7	1.0	1.6	5.0	10.2
		08	M3*0.5 / M4*0.7	7.9	7.9	13.2	8.4	0.8	1.5	5.0	7.1
		09	M3*0.5 / M4*0.7	9.2	11.1	12.5	8.5	1.0	1.6	5.0	10.1
		10	M3*0.5 / M4*0.7	8.0	8.0	9.7	6.5	0.8	1.65	5.05	7.2
		11	M3*0.5 / M4*0.7	9.2	11.1	13.2	9.2	1.0	1.6	5.0	10.1
		12	M3*0.5 / M4*0.7	8.0	8.0	13.5	10.0	0.8	1.45	5.0	7.2
		13	M3*0.5 / M4*0.7	9.0	9.0	9.8	6.3	1.0	1.5	5.0	8.0
		14	M3*0.5 / M4*0.7	9.5	11.1	10.6	6.6	1.0	1.6	5.0	10.1
		15	M4*0.7 / M5*0.8	11.5	11.6	11.6	7.6	1.2	2.1	5.0	10.4
		16	M3*0.5 / M4*0.7	9.0	12.0	11.0	9.0	1.2	2	5.0	10.8
		17	M3*0.5 / M4*0.7	9.0	12.0	13.0	10.0	1.2	2	5.0	10.8
		18	M3*0.5 / M4*0.7	9.0	12.0	19.0	16.0	1.2	2	5.0	10.8
		19	M3*0.5 / M4*0.7	7.9	7.9	30.8	26.0	0.8	1.5	5.0	7.1
	4B	01	M3*0.5 / M4*0.7	9.2	11.1	9.2	5.2	1.0	1.6	5.0	10.1
		02	M4*0.7 / M5*0.8	11.5	11.5	9.8	5.8	1.2	3.0	6.5	10.3
		03	M3*0.5 / M4*0.7	9.2	11.1	10.5	6.5	1.0	1.6	5.0	10.1
		04	M4*0.7 / M5*0.8	11.0	11.0	9.6	6.6	1.2	3.0	6.4	9.8
		05	M4*0.7 / M5*0.8	11.5	11.5	11.0	7.0	1.2	3.0	6.5	10.3
		06	M3*0.5 / M4*0.7	9.2	11.1	10.1	8.5	1.0	1.6	5.0	10.1
		07	M3*0.5 / M4*0.7	9.2	11.1	12.6	8.6	1.2	1.6	5.0	9.9
		08	M4*0.7 / M5*0.8	12.0	13.0	12.0	8.5	1.0	2.0	6.0	12.0
		09	M3*0.5 / M4*0.7	8.0	10.0	9.8	6.5	1.0	1.5	4.0	9.0
		10	M3*0.5 / M4*0.7	8.6	10.0	11.0	8.0	1.0	2.0	6.0	9.0
		11	M4*0.7 / M5*0.8	11.0	11.0	11.0	8.0	1.2	3.0	6.4	9.8
		12	M3*0.5 / M4*0.7	8.0	10.0	14.0	10.0	1.0	1.4	6.0	9.0
		13	M4*0.7 / M5*0.8	11.0	11.0	15.0	12.0	1.2	3.0	6.4	9.8
		14	M3*0.5 / M4*0.7	9.2	11.0	16.0	12.0	1.2	2.5	5.0	9.8
		15	M3*0.5 / M4*0.7	9.2	11.1	18.8	14.8	0.8	1.6	5.0	10.3
		16	M3*0.5 / M4*0.7	9.0	11.0	20.5	16.5	1.5	1.6	5.1	9.5
		17	M3*0.5 / M4*0.7	9.2	11.1	39.0	35.0	1.0	1.6	5.0	10.1

PCB HIGH CURRENT TERMINALS

编码规则 PART NUMBER DESIGNATION

4A Type 类型 — 01 Size Code 尺寸代码 — 30 Thread Code 螺纹代码 (30: M3*0.5　40: M4*0.7　50: M5*0.8　60: M6*1.0　80: M8*1.25) — P Thread technology Type 螺纹工艺代码 (P: Plate N: Nut　D: Draw) — M Thread Materials Code 螺纹材料代码 (M: Steel　T: Copper　C: Brass　S: Stainless Steel) — C Terminal Materials Code 端子材料代码 (C: Brass　M: Steel　T: Copper) — T Finish Code 表面处理代码 (T: Tin　N: Nickel) — S Package Code 包装代码 (S: Bulk　J: Reel　T: Blister box)

All dimensions are in millimeters.

	Type	Size Code	Recommended Thread Size * Pitch	S1	S2	H1	H2	T	W	P1/p1	P2/p2
METRIC 公制尺寸	4C	01	M3*0.5 / M4*0.7	10.0	10.5	10.0	6.0	0.8	2.8	7.2	9.7
		02	M3*0.5 / M4*0.7	8.0	10.0	9.1	6.1	1.0	2.0	6.0	9.0
		03	M3*0.5 / M4*0.7	8.0	10.0	10.0	7.0	1.0	2.0	6.0	9.0
		04	M4*0.7 / M5*0.8	10.0	12.3	11.0	7.0	1.2	2.0	8.0	11.1
		05	M4*0.7 / M5*0.8	10.0	12.0	12.0	8.0	1.2	2.0	8.0	10.8
		06	M4*0.7 / M5*0.8	12.0	14.0	11.0	8.0	1.0	3.0	9.0	13.0
		07	M3*0.5 / M4*0.7	8	10	11.2	8.2	1.0	2.0	6	9
		08	M4*0.7 / M5*0.8	12	13	12	8	1.5	3.5	8.5	11.5
		09	M3*0.5 / M4*0.7	8	10	12.2	9.2	1.0	2.0	6	9
		10	M4*0.7 / M5*0.8	11.7	12.0	13.0	9.8	1.5	1.7	10.0	10.5
		11	M4*0.7 / M5*0.8	12	14	13	10	1.5	3.5	8.5	12.5
		12	M3*0.5 / M4*0.7	8	10	13	10	1.0	2.0	6	9
		13	M5*0.8 / M6*1	19.4	17	14.5	10.5	1.5	4.0	15.4	15.5
		14	M3*0.5	6.5	9	15	11.5	1.0	1.5	5	8
		15	M3*0.5	6.5	9	17	13.5	1.0	1.5	5	8
		16	M3*0.5 / M4*0.7	8	10	16	12	1.0	2.0	6	9
		17	M3*0.5 / M4*0.7	8	10	18	14.5	1.0	2.0	6	9
		18	M3*0.5 / M4*0.7	8	10	18	16	1.0	2.0	6	9
		19	M5*0.8 / M6*1	14	18	12	8.5	1.5	4.0	10	16.5
		20	M5*0.8 / M6*1	14	18	15	12	1.5	4.0	10	16.5
		21	M5*0.8 / M6*1	14	18	16.5	13.5	1.5	4.0	10	16.5
		22	M3*0.5 / M4*0.7	8	10	29	25	1.0	2.0	6	9

	Type	Size Code	Recommended Thread Size * Pitch	L	S	H	T	W1	W2	P1	P2/p2
METRIC 公制尺寸	4D	01	M3*0.5	10.5	6.0	4.0	0.8	2.85	2.0	7.65	4.0
		02	M3*0.5	10.8	6.1	6.4	0.8	3.90	2.0	7.70	4.1
		03	M4*0.7 / M5*0.8	17.4	10	7.8	1.2	4.5	2.8	12.9	7.2

	Type	Size Code	Recommended Thread Size * Pitch	S1	S2	H1	H2	T	W	P1/p1	P2/p2	P2/p2
METRIC 公制尺寸	6A	01	M4*0.7 / M5*0.8	10.0	10.5	10.0	6.5	0.8	2.0	8.0	4.0	9.7
		02	M5*0.8 / M6*1	14.0	14.0	12.0	8.0	1.5	2.0	12.0	6.0	12.5
		03	M5*0.8 / M6*1	14.5	14.5	12.0	8.0	1.5	2.0	12.5	6.25	13.0
		04	M5*0.8 / M6*1	15.0	13.00	13.0	8.8	2.0	3.0	12.00	6.00	11.00
		05	M5*0.8 / M6*1	15.0	13.00	13.0	9.8	2.0	3.0	12.00	6.00	11.00
		06	M5*0.8 / M6*1	15.0	13.00	14.2	10.0	2.0	3.0	12.00	6.00	11.00
		07	M5*0.8 / M6*1	15.0	18.00	14.0	9.8	3.0	3.0	12.00	6.00	15.00
		08	M5*0.8 / M6*1	15.0	17.00	13	9.8	2.0	3.0	12.00	6.00	15.00
		09	M4*0.7 / M5*0.8	13	14	14.5	11.0	1.0	1.8	11.2	5.6	13.0
		10	M5*0.8 / M6*1	20.0	15.00	15.0	11.0	1.5	2.5	17.50	8.75	13.50
		11	M4*0.7 / M5*0.8	12	12	15.5	11.5	1.2	2	10.0	5.00	10.8
		12	M6*1 / M8*1.25	18	18	16	12.0	1.5	1.5	16.5	8.25	16.5
		13	M5*0.8 / M6*1	15.0	18.00	15.4	12.2	3.0	3.0	12.00	6.00	15.00
		14	M5*0.8 / M6*1	20.0	15.00	17.0	13.0	1.5	2.5	17.50	8.75	13.50
		15	M5*0.8 / M6*1	20.0	15.00	22.0	18.0	1.5	2.5	17.50	8.75	13.50
		16	M4*0.7 / M5*0.8	12.0	12.00	18.8	14.8	1.5	2.0	10.00	5.00	10.50

4A/4B/4C/4D/6A

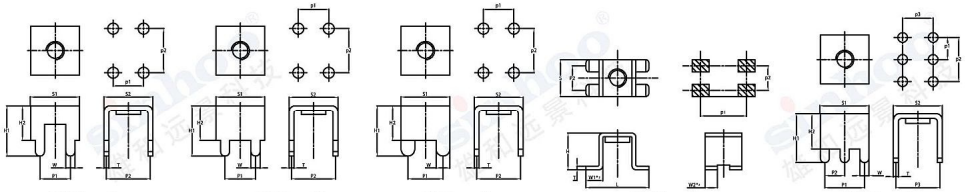

型号 Type: 4A　型号 Type: 4B　型号 Type: 4C　型号 Type: 4D　型号 Type: 6A

All dimensions are in millimeters.

	Type	Size Code	Recommended Thread Size * Pitch	S1	S2	H1	H2	T	W	P1/p1	P2/p2
METRIC 公制尺寸	4A	01	M3*0.5 / M4*0.7	8.0	8.0	8.5	3.5	0.8	1.5	5.0	7.2
		02	M3*0.5 / M4*0.7	8.0	8.0	6.8	4.2	0.8	1.6	5.0	7.2
		03	M3*0.5 / M4*0.7	8.0	8.0	8.2	5.0	0.8	1.65	5.05	7.2
		04	M3*0.5 / M4*0.7	8.0	8.0	8.4	5.8	0.8	1.5	5.0	7.2
		05	M3*0.5 / M4*0.7	8.0	8.0	11	6.0	0.6	1.5	5.0	7.0
		06	M3*0.5 / M4*0.7	7.9	7.9	11.2	6.4	0.8	1.5	5.0	7.1
		07	M3*0.5 / M4*0.7	9.2	11.2	10.7	6.7	1.0	1.6	5.0	10.2
		08	M3*0.5 / M4*0.7	7.9	7.9	13.2	8.4	0.8	1.5	5.0	7.1
		09	M3*0.5 / M4*0.7	9.2	11.1	12.5	8.5	1.0	1.6	5.0	10.1
		10	M3*0.5 / M4*0.7	8.0	8.0	9.7	6.5	0.8	1.65	5.05	7.2
		11	M3*0.5 / M4*0.7	9.2	11.1	13.2	9.2	1.0	1.6	5.0	10.1
		12	M3*0.5 / M4*0.7	8.0	8.0	13.5	10.0	0.8	1.45	5.0	7.2
		13	M3*0.5 / M4*0.7	9.0	9.0	9.8	6.3	1.0	1.5	5.0	8.0
		14	M3*0.5 / M4*0.7	9.5	11.1	10.6	6.6	1.0	1.6	5.0	10.1
		15	M4*0.7 / M5*0.8	11.5	11.6	11.6	7.6	1.2	2.1	5.0	10.4
		16	M3*0.5 / M4*0.7	9.0	12.0	11.0	9.0	1.2	2	5.0	10.8
		17	M3*0.5 / M4*0.7	9.0	12.0	13.0	10.0	1.2	2	5.0	10.8
		18	M3*0.5 / M4*0.7	9.0	12.0	19.0	16.0	1.2	2	5.0	10.8
		19	M3*0.5 / M4*0.7	7.9	7.9	30.8	26.0	0.8	1.5	5.0	7.1
	4B	01	M3*0.5 / M4*0.7	9.2	11.1	9.2	5.2	1.0	1.6	5.0	10.1
		02	M4*0.7 / M5*0.8	11.5	11.5	9.8	5.8	1.2	3.0	6.5	10.3
		03	M3*0.5 / M4*0.7	9.2	11.1	10.5	6.5	1.0	1.6	5.0	10.1
		04	M4*0.7 / M5*0.8	11.0	11.0	9.6	6.6	1.2	3.0	6.4	9.8
		05	M4*0.7 / M5*0.8	11.5	11.5	11.0	7.0	1.2	3.0	6.5	10.3
		06	M3*0.5 / M4*0.7	9.2	11.1	10.1	8.5	1.0	1.6	5.0	10.1
		07	M3*0.5 / M4*0.7	9.2	11.1	12.6	8.6	1.2	1.6	5.0	9.9
		08	M4*0.7 / M5*0.8	12.0	13.0	12.0	8.5	1.0	2.0	6.0	12.0
		09	M3*0.5 / M4*0.7	8.0	10.0	9.8	6.5	1.0	1.5	4.0	9.0
		10	M3*0.5 / M4*0.7	8.6	10.0	11.0	8.0	1.0	2.0	6.0	9.0
		11	M4*0.7 / M5*0.8	11.0	11.0	11.0	8.0	1.2	3.0	6.4	9.8
		12	M3*0.5 / M4*0.7	8.0	10.0	14.0	10.0	1.0	1.4	6.0	9.0
		13	M4*0.7 / M5*0.8	11.0	11.0	15.0	12.0	1.2	3.0	6.4	9.8
		14	M3*0.5 / M4*0.7	9.2	11.0	16.0	12.0	1.2	2.5	5.0	9.8
		15	M3*0.5 / M4*0.7	9.2	11.1	18.8	14.8	0.8	1.6	5.0	10.3
		16	M3*0.5 / M4*0.7	9.0	11.0	20.5	16.5	1.5	1.6	5.1	9.5
		17	M3*0.5 / M4*0.7	9.2	11.1	39.0	35.0	1.0	1.6	5.0	10.1

PCB HIGH CURRENT TERMINALS

编码规则 PART NUMBER DESIGNATION

4A Type 类型 — 01 Size Code 尺寸代码 — 30 Thread Code 螺纹代码 (30: M3*0.5　40: M4*0.7　50: M5*0.8　60: M6*1.0　80: M8*1.25) — P Thread technology Type 螺纹工艺代码 (P: Plate N: Nut　D: Draw) — M Thread Materials Code 螺纹材料代码 (M: Steel　T: Copper　C: Brass　S: Stainless Steel) — C Terminal Materials Code 端子材料代码 (C: Brass　M: Steel　T: Copper) — T Finish Code 表面处理代码 (T: Tin　N: Nickel) — S Package Code 包装代码 (S: Bulk　J: Reel　T: Blister box)

All dimensions are in millimeters.

	Type	Size Code	Recommended Thread Size * Pitch	S1	S2	H1	H2	T	W	P1/p1	P2/p2
METRIC 公制尺寸	4C	01	M3*0.5 / M4*0.7	10.0	10.5	10.0	6.0	0.8	2.8	7.2	9.7
		02	M3*0.5 / M4*0.7	8.0	10.0	9.1	6.1	1.0	2.0	6.0	9.0
		03	M3*0.5 / M4*0.7	8.0	10.0	10.0	7.0	1.0	2.0	6.0	9.0
		04	M4*0.7 / M5*0.8	10.0	12.3	11.0	7.0	1.2	2.0	8.0	11.1
		05	M4*0.7 / M5*0.8	10.0	12.0	12.0	8.0	1.2	2.0	8.0	10.8
		06	M4*0.7 / M5*0.8	12.0	14.0	11.0	8.0	1.0	3.0	9.0	13.0
		07	M3*0.5 / M4*0.7	8	10	11.2	8.2	1.0	2.0	6	9
		08	M4*0.7 / M5*0.8	12	13	12	8	1.5	3.5	8.5	11.5
		09	M3*0.5 / M4*0.7	8	10	12.2	9.2	1.0	2.0	6	9
		10	M4*0.7 / M5*0.8	11.7	12.0	13.0	9.8	1.5	1.7	10.0	10.5
		11	M4*0.7 / M5*0.8	12	14	13	10	1.5	3.5	8.5	12.5
		12	M3*0.5 / M4*0.7	8	10	13	10	1.0	2.0	6	9
		13	M5*0.8 / M6*1	19.4	17	14.5	10.5	1.5	4.0	15.4	15.5
		14	M3*0.5	6.5	9	15	11.5	1.0	1.5	5	8
		15	M3*0.5	6.5	9	17	13.5	1.0	1.5	5	8
		16	M3*0.5 / M4*0.7	8	10	16	12	1.0	2.0	6	9
		17	M3*0.5 / M4*0.7	8	10	18	14.5	1.0	2.0	6	9
		18	M3*0.5 / M4*0.7	8	10	18	16	1.0	2.0	6	9
		19	M5*0.8 / M6*1	14	18	12	8.5	1.5	4.0	10	16.5
		20	M5*0.8 / M6*1	14	18	15	12	1.5	4.0	10	16.5
		21	M5*0.8 / M6*1	14	18	16.5	13.5	1.5	4.0	10	16.5
		22	M3*0.5 / M4*0.7	8	10	29	25	1.0	2.0	6	9

	Type	Size Code	Recommended Thread Size * Pitch	L	S	H	T	W1	W2	P1	P2/p2
METRIC 公制尺寸	4D	01	M3*0.5	10.5	6.0	4.0	0.8	2.85	2.0	7.65	4.0
		02	M3*0.5	10.8	6.1	6.4	0.8	3.90	2.0	7.70	4.1
		03	M4*0.7 / M5*0.8	17.4	10	7.8	1.2	4.5	2.8	12.9	7.2

	Type	Size Code	Recommended Thread Size * Pitch	S1	S2	H1	H2	T	W	P1/p1	P2/p2	P3/p3
METRIC 公制尺寸	6A	01	M4*0.7 / M5*0.8	10.0	10.5	10.0	6.5	0.8	2.0	8.0	4.0	9.7
		02	M5*0.8 / M6*1	14.0	14.0	12.0	8.0	1.5	2.0	12.0	6.0	12.5
		03	M5*0.8 / M6*1	14.5	14.5	12.0	8.0	1.5	2.0	12.5	6.25	13.0
		04	M5*0.8 / M6*1	15.0	13.00	13.0	8.8	2.0	3.0	12.00	6.00	11.00
		05	M5*0.8 / M6*1	15.0	13.00	13.0	9.8	2.0	3.0	12.00	6.00	11.00
		06	M5*0.8 / M6*1	15.0	13.00	14.2	10.0	2.0	3.0	12.00	6.00	11.00
		07	M5*0.8 / M6*1	15.0	18.00	14.0	9.8	3.0	3.0	12.00	6.00	15.00
		08	M5*0.8 / M6*1	15.0	17.00	13	9.8	2.0	3.0	12.00	6.00	15.00
		09	M4*0.7 / M5*0.8	13	14	14.5	11.0	1.0	1.8	11.2	5.6	13.0
		10	M5*0.8 / M6*1	20.0	15.00	15.0	11.0	1.5	2.5	17.50	8.75	13.50
		11	M4*0.7 / M5*0.8	12	12	15.5	11.5	1.2	2	10.0	5.00	10.8
		12	M6*1 / M8*1.25	18	18	16	12.0	1.5	1.5	16.5	8.25	16.5
		13	M5*0.8 / M6*1	15.0	18.00	15.4	12.2	3.0	3.0	12.00	6.00	15.00
		14	M5*0.8 / M6*1	20.0	15.00	17.0	13.0	1.5	2.5	17.50	8.75	13.50
		15	M5*0.8 / M6*1	20.0	15.00	22.0	18.0	1.5	2.5	17.50	8.75	13.50
		16	M4*0.7 / M5*0.8	12.0	12.00	18.8	14.8	1.5	2.0	10.00	5.00	10.50

SMTRA

Patented.

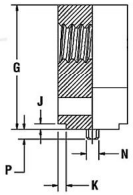

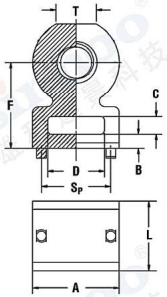

编码规则 PART NUMBER DESIGNATION

SMTRA	20	Z	T	J
Type 类型	Thread Code 螺纹代码 M2.0X0.4	Materials Code 材料代码 Z:Zinc Diecast	Finish Code 表面处理代码 T:Tin C:Clean	Package Code 包装代码 Reel J:Reel S:In bulk

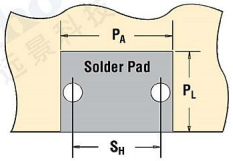

Stencil Masking Examples

All dimensions are in millimeters.

METRIC 公制尺寸	Thread Size x Pitch	Type	Thread Code	Length "L" ±0.13	Height "P" ±0.15	A ±0.15	B ±0.15	C ±0.15	D ±0.15	G ±0.15	J Nom.	K Nom.	N Max.	P Max.	Sp ±0.08	T Nom.	Min. Sheet Thickness	Hole Size In Sheet +0.08	Pad Width PA Min.	Pad Length PL Min.	Hole Spacing SH ±0.05
	M2x0.4	SMTRA	20	5	6	5.5	1	1.5	3.5	8.4	0.5	0.75	1.22	1	4	2.65	1	1.35	6.62	4.57	4
	M2.5x0.45	SMTRA	25	5	6	5.5	1	1.5	3.5	8.4	0.5	0.75	1.22	1	4	2.65	1	1.35	6.62	4.57	4
	M3x0.5	SMTRA	30	5	7	6.35	1.25	1.65	4	9.75	0.5	0.75	1.22	1	4.75	3.2	1	1.35	7.47	4.57	4.75
	M4x0.7	SMTRA	40	7	9	9.53	1.25	1.65	6.35	13.1	0.5	0.75	1.22	1	7.9	4.8	1	1.35	10.65	6.57	7.9

All dimensions are in inches.

UNFIED 英制尺寸	Thread Size x Pitch	Type	Thread Code	Length "L" ±.005	Height "P" ±.006	A ±.006	B ±.006	C ±.006	D ±.006	G ±.006	J Nom.	K Nom.	N Max.	P Max.	Sp ±.003	T Nom.	Min. Sheet Thickness	Hole Size In Sheet +.003	Pad Width PA Min.	Pad Length PL Min.	Hole Spacing SH ±.002
	.086-56 (#2-56)	SMTRA	256	.188	.250	.218	.040	.060	.140	.345	.020	.030	.048	.040	.157	.105	.040	.053	.262	0.171	0.157
	.112-40 (#4-40)	SMTRA	440	.188	.281	.250	.050	.065	.160	.390	.020	.030	.048	.040	.188	.125	.040	.053	.294	0.171	0.188
	.138-32 (#6-32)	SMTRA	632	.250	.312	.312	.050	.065	.205	.450	.020	.030	.048	.040	.250	.145	.040	.053	.356	0.233	0.25
	.164-32 (#8-32)	SMTRA	832	.281	.375	.375	.050	.075	.250	.535	.020	.030	.048	.040	.312	.195	.040	.053	.419	0.264	0.312

KF



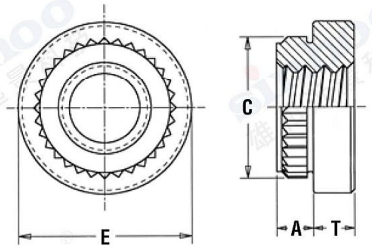

编码规则 PART NUMBER DESIGNATION

KF	20	15	M	T	S
Type 类型	Thread or Thru Hole Code 螺纹或孔径代码 M2*0.4	Length "T" Code 长度代码 1.5mm	Materials Code 材料代码 Steel C:Stainless M:Steel	Finish Code 表面处理代码 Tin T:Tin N:Nickel C:Clean	Package Code 包装代码 Reel J:Reel S:bulk

All dimensions are in millimeters.

METRIC 公制尺寸	Thread Size x Pitch	Type	Thread Code	A Max.	Min. Sheet Thickness	Hole Size In Sheet +0.08	C ±0.08	E ±0.13	T ±0.13	Min. Dist. Hole ℄ To Edge
	M2x0.4	KF	20	1.53	1.53	3.73	4.19	5.56	1.5	4.2
	M2.5x0.45	KF	25	1.53	1.53	4.22	4.68	5.56	1.5	4.4
	M3x0.5	KF	30	1.53	1.53	4.22	4.68	5.56	1.5	4.4
	M4x0.7	KF	40	1.53	1.53	6.4	6.81	8.74	2	6.4
	M5x0.8	KF	50	1.53	1.53	6.9	7.37	9.53	3	7.1

All dimensions are in inches.

UNFIED 英制尺寸	Thread Size x Pitch	Type	Thread Code	A Max.	Min. Sheet Thickness	Hole Size In Sheet +.003	C ±.003	E ±.005	T ±.005	Min. Dist. Hole ℄ To Edge
	.086-56 (#2-56)	KF	256	.060	.060	.147	.165	.219	.065	.016
	.112-40 (#4-40)	KF	440	.060	.060	.166	.184	.219	.065	.017
	.138-32 (#6-32)	KF	632	.060	.060	.213	.231	.281	.065	.022
	.164-32 (#8-32)	KF	832	.060	.060	.250	.268	.344	.096	.025
	.190-32 (#10-32)	KF	032	.060	.060	.272	.290	.375	.127	.028

KFE

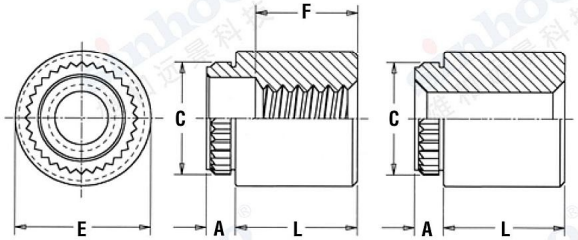

编码规则 PART NUMBER DESIGNATION

KFE	30	30	M	T	S
Type 类型	Thread or Thru Hole Code 螺纹或孔径代码 M3x0.5	Length "L" Code 长度代码 3.0mm	Materials Code 材料代码 Steel C:Stainless M:Steel	Finish Code 表面处理代码 Tin T:Tin N:Nickel C:Clean	Package Code 包装代码 Reel J:Reel S:bulk

All dimensions are in millimeters.

METRIC 公制尺寸	Thread Size x Pitch	Thru Hole +0.10 -0.08	Type	Thread or Thru Hole Code	Length "L" ±0.13 (Length Code is in millimeters)								A (Shank) Max.	Min. Sheet Thickness	¢H Hole Size In Sheet +0.08	C ±0.08	E ±0.13	Min. Dist. Hole ¢ To Edge
	M3x0.5	-	KFE	30	3	4	6	8	10	12	14	16	1.53	1.53	4.22	4.68	5.56	4.4
	-	3.6	KFE	36	3	4	6	8	10	12	14	16	1.53	1.53	5.41	5.87	7.14	5.5
	-	4.2	KFE	42	3	4	6	8	10	12	14	16	1.53	1.53	6.4	6.86	8.74	7.1
有效牙深 "F" Minimum Thread Length					全牙 Full					9.5±0.4								

All dimensions are in inches.

UNFED 英制尺寸	Thread Size	Thru Hole +.004 -.003	Type	Thread or Thru Hole Code	Length Code"L"±.005 (Length code in 32nds of an inch)								A Max.	Min. Sheet Thickness	¢H Hole Size In Sheet +.003	C ±.003	E ±.005	Min. Dist. Hole ¢ To Edge
					.125	.250	.375	.500	.625	.750	.875	1.00						
	.112-40 (#4-40)	-	KFE	440	4	8	12	16	20	24	-	-	.060	.060	.166	.184	.219	.17
	.138-32 (#6-32)	-	KFE	632	4	8	12	16	20	24	28	32	.060	.060	.213	.231	.281	.22
	-	.116	KFE	116	4	8	12	16	20	24	-	-	.060	.060	.166	.184	.219	.17
	-	.143	KFE	143	4	8	12	16	20	24	28	32	.060	.060	.213	.231	.281	.22
有效牙深 "F" Minimum Thread Length					全牙 Full			.375±.016		.375 Blind								

KFB



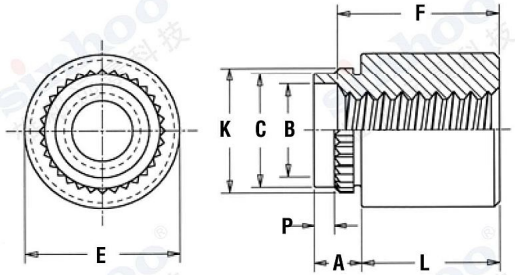

编码规则 PART NUMBER DESIGNATION

KFB	30	30	C	T	S
Type 类型	Thread or Thru Hole Code 螺纹或孔径代码 M3x0.5	Length "L" Code 长度代码 3.0mm	Materials Code 材料代码 Brass C:Brass	Finish Code 表面处理代码 Tin T:Tin N:Nickel C:Clean	Package Code 包装代码 Reel J:Reel S:bulk

All dimensions are in millimeters.

METRIC 公制尺寸	Thread Size x Pitch	Type	Thread Code	Length Code"L"±0.13 (Length code in millimeters)									A (Shank) Max.	Sheet Thickness	Hole Size In Sheet +0.13 -0.03	B ±0.08	C Max.	E ±0.13	K ±0.08	P ±0.25	Min. Dist. Hole ¢ To Edge
	M3x0.5	KFB	30	2	3	4	6	8	10	12	14	16	2.29	1.27-1.65	4.22	3.23	4.2	5.56	4.55	1	4.33
	M4x0.7	KFB	40	2	3	4	6	8	10	12	14	16	2.29	1.27-1.65	6.4	5.23	6.33	8.74	6.68	1	6.36
有效牙深 "F" Minimum Thread Length				全牙 Full						9.5±0.4											

All dimensions are in inches.

UNFED 英制尺寸	Thread Size	Type	Thread Code	Length Code"L"±.005 (Length code in 32nds of an inch)										A (Shank) Max.	Sheet Thickness	Hole Size In Sheet +.005 -.001	B ±.003	C Max.	E ±.005	K ±.003	P ±.010	Min. Dist. Hole ¢ To Edge
				.062	.125	.187	.250	.312	.375	.500	.625	.750	1.00									
	.112-40 (#4-40)	KFB	440	2	4	6	8	10	12	16	20	-	-	.09	.050-.065	.166	.122	.165	.219	.179	.040	.17
	.138-32 (#6-32)	KFB	632	2	4	6	8	10	12	16	20	24	32	.09	.050-.065	.213	.171	.212	.280	.226	.040	.22
有效牙深 "F" Minimum Thread Length				全牙 Full								.375 Blind										

KFH



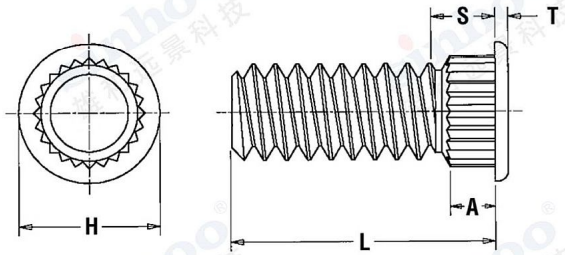

编码规则 PART NUMBER DESIGNATION

KFH	30	60	P	T	S
Type 类型	Thread or Thru Hole Code 螺纹或孔径代码 M3x0.5	Length "L" Code 长度代码 6.0mm	Materials Code 材料代码 Steel P:Phosphor Bronze	Finish Code 表面处理代码 Tin T:Tin N:Nickel	Package Code 包装代码 Reel J:Reel S:Bulk

All dimensions are in millimeters.

METRIC 公制尺寸 Thread Size x Pitch	Type	Thread or Thru Hole Code	Length "L" ±0.25 (Length Code is in millimeters)						A (Shank) Max.	Min. Sheet Thickness	Hole Size In Sheet +0.08	Max. Hole Size In Attached Parts	H ±0.25	S Max.	T ±0.13	Min. Dist. Hole ℄ To Edge
M3x0.5	KFH	30	6	8	10	12	15	18	1.65	1.53	3	3.7	4.58	2.3	0.51	3.8
M4x0.7	KFH	40	6	8	10	12	15	18	1.65	1.53	4.2	4.8	5.74	2.3	0.51	5.1
M5x08	KFH	50	6	8	10	12	15	18	1.65	1.53	5	5.8	6.6	2.3	0.51	5.3

All dimensions are in inches.

UNFIED 英制尺寸 Thread Size	Type	Thread or Thru Hole Code	Length Code"L"±.010 (Length code in16nds of an inch)						A (Shank) Max.	Min. Sheet Thickness	Hole Size In Sheet +.003	Max. Hole Size In Attached Parts	H ±.010	S Max.	T ±.005	Min. Dist. Hole ℄ To Edge
			.250	.312	.375	.500	.625	.750								
.112-40 (#4-40)	KFH	440	4	5	6	8	10	12	.065	.060	.120	.145	.180	.09	.020	.15
.138-32 (#6-32)	KFH	632	4	5	6	8	10	12	.065	.060	.140	.170	.200	.09	.020	.19
.164-32 (#8-32)	KFH	832	4	5	6	8	10	12	.065	.060	.166	.195	.225	.09	.020	.20
.190-32 (#10-32)	KFH	032	4	5	6	8	10	12	.065	.060	.189	.220	.250	.09	.020	.20

KSS

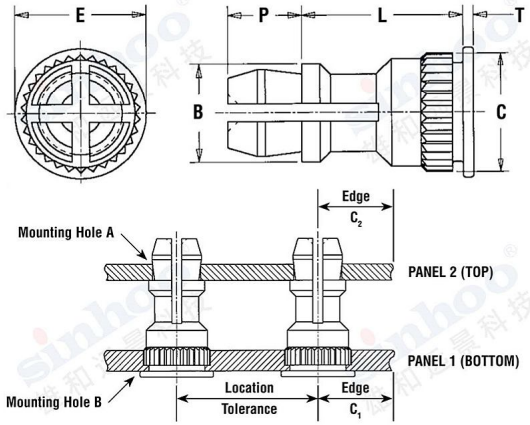

编码规则 PART NUMBER DESIGNATION

KSS	40	40	C	C	S
Type 类型	Top Board Mounting Hole Diamete Code 顶板安装孔直径代码 M3x0.5	Length "L" Code 长度代码 8.0mm	Materials Code 材料代码 Steel C:Brass A:Aluminum S:Stainless Steel	Finish Code 表面处理代码 Tin T:Tin N:Nickel C:Clean	Package Code 包装代码 Reel J:Reel S:bulk

产品尺寸表 PRODUCT SIZE TABLE

All dimensions are in millimeters.

METRIC 公制尺寸 Type	Top Board Mounting Hole Diameter Code	Length Code"L"±0.13 (Length code in millimeters)									B ±0.13	C ±0.08	H ±0.13	P ±0.13	T ±0.13
KSS	40	8	10	12	14	16	18	20	22	25	4.8	5.74	6.35	3.58	0.51

All dimensions are in inches.

UNFIED 英制尺寸 Type	Top Board Mounting Hole Diameter Code	Length Code"L"±.005 (Length code in32nds of an inch)										B ±.188	C ±.226	H ±.250	P ±.141	T ±.020
		.250	.312	.375	.437	.500	.562	.625	.750	.875	1.00					
KSS	156	8	10	12	14	16	18	20	24	28	32	.188	.226	.250	.141	.020

安装尺寸表 INSTALLATION DIMENSION TABLE

All dimensions are in millimeters.

METRIC 公制尺寸 Type	Panel 1						Panel 2				
	Hardness Max.	Bottom Mounting Hole B +0.08	Panel Material	Thickness Min.	Edge Distance C_1 Min.	Location Tolerance	Hardness Max.	Top Mounting Hole A +0.08	Panel Material	Thickness Range	Edge Distance C_2 Min.
KSS	HRB 65/HB 116	5.41	PC Board	1.27	5.59	±0.13	No Limit	4	PC Board or Metal	1-1.8	2.54

All dimensions are in inches.

UNFIED 英制尺寸 Type	Panel 1						Panel 2				
	Hardness Max.	Bottom Mounting Hole B +.003	Panel Material	Thickness Min.	Edge Distance C_1 Min.	Location Tolerance	Hardness Max.	Top Mounting Hole A +.003	Panel Material	Thickness Range	Edge Distance C_2 Min.
KSS	HRB 65/HB 116	.213	PC Board	.050	.220	±.005	No Limit	.156	PC Board or Metal	.040-.070	.100

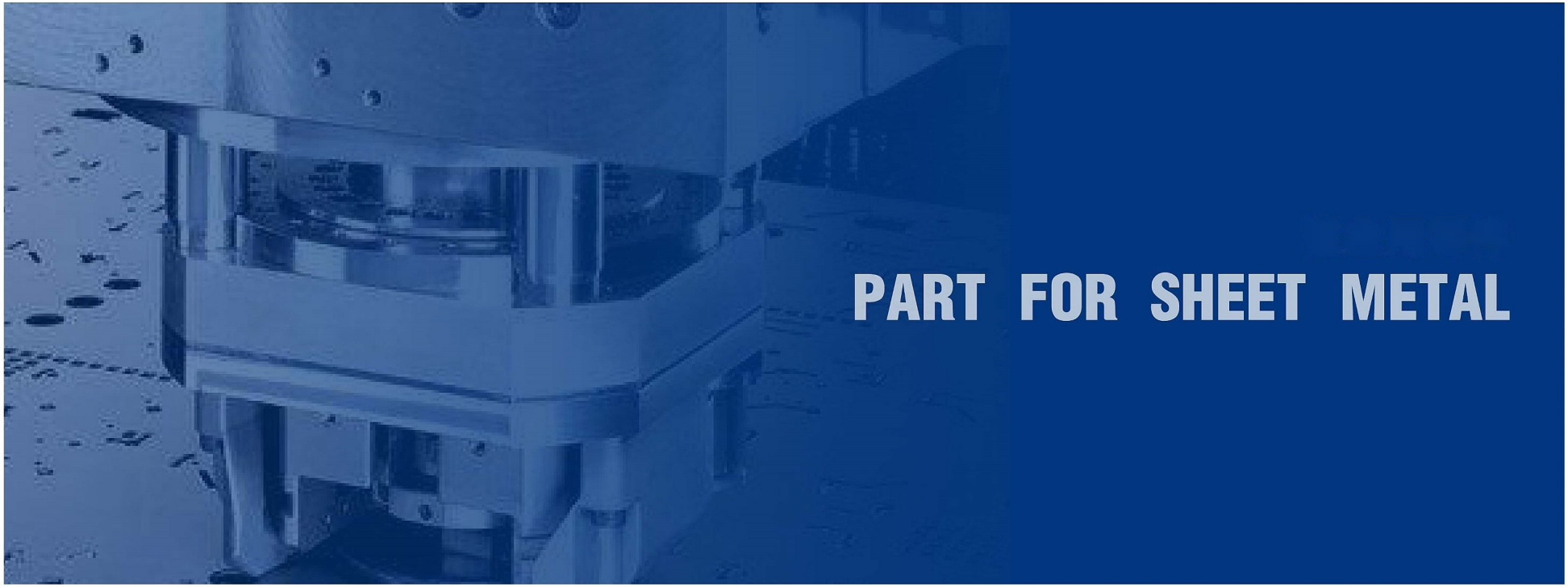

PART FOR SHEET METAL

SRAA

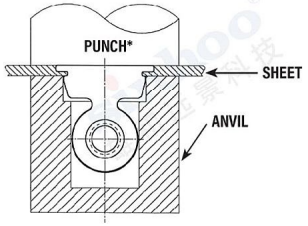

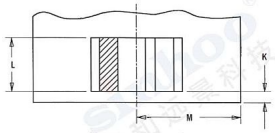

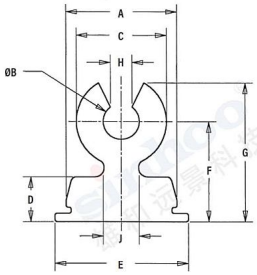

编码规则 PART NUMBER DESIGNATION

SRAAA	30	A	C	S
Type 类型	Screw Size Code 螺钉尺寸代码 M3x0.5	Materials Code 材料代码 A:Aluminum	Finish Code 表面处理代码 C:Clean	Package Code 包装代码 Reel J:Reel S:Bulk

All dimensions are in millimeters.

	Thread Form Screw Size	Screw Size Code	Type	Length "L" ±0.08	Height "F" ±0.15	A ±0.08	ØB ±0.10	C Nom.	D Nom.	E ±0.15	G Nom.	H ±0.18	J Nom.	Min. Sheet Thickness	Min. Part Face to Edge K	Hole Size In Sheet +0.05 -0.03	Min. Dist. Hole ℄ To Edge M
METRIC 公制尺寸	M3x0.5	30	SRAAA	3.89	7	7.89	2.77	6.35	3.18	9.42	9.27	1.5	2.87	1	1.02	8x4	9.1
			SRAAB	5.89												8x6	10.7
	M4x0.7	40	SRAAA	6.89	9	9.89	3.68	8.89	3.18	11.43	12.19	1.97	4.06	1	1.02	10x7	14.7
			SRAAB	8.89												10x9	16.3

All dimensions are in inches.

	Thread Form Screw Size	Screw Size Code	Type	Length "L" ±.003	Height "F" ±.006	A ±.003	ØB ±.004	C Nom.	D Nom.	E ±.006	G Nom.	H ±.007	J Nom.	Min. Sheet Thickness	Min. Part Face to Edge K	Hole Size In Sheet +.002 -.001	Min. Dist. Hole ℄ To Edge M
UNFIED 英制尺寸	.112-40 (#4-40)	440	SRAAA	.183	.281	.308	.100	.250	.125	.368	.389	.054	.096	.040	.040	.312x.187	.35
			SRAAB	.246												.312x.250	.36
	.138-32 (#6-32)	632	SRAAA	.246	.312	.371	.123	.300	.125	.431	.442	.066	.141	.040	.040	.375x.250	.50
			SRAAB	.308												.375x.312	.55
	.164-32 (#8-32)	832	SRAAA	.277	.375	.402	.145	.350	.125	.462	.525	.078	.157	.040	.040	.406x.281	.58
			SRAAB	.371												.406x.375	.65

RIGHT ANGLE NUTS

SRAS



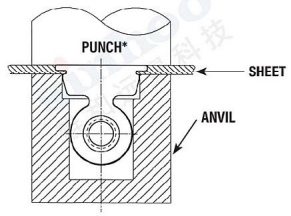

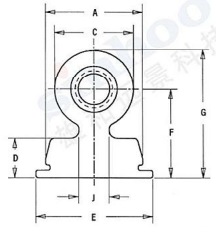

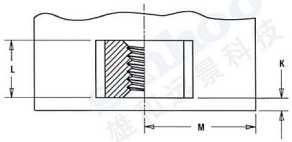

编码规则 PART NUMBER DESIGNATION

SRASA	30	M	Z	S
Type 类型	Screw Size Code 螺钉尺寸代码 M3x0.5	Materials Code 材料代码 Steel N:Steel S:Stainless Steel	Finish Code 表面处理代码 Blue Zinc C:Clean D:Dacromet N:Nickel W:White Zinc Z:Blue Zinc	Package Code 包装代码 Reel J:Reel S:Bulk

All dimensions are in millimeters.

	Thread Size x Pitch	Thread Code	Type	Length "L" ±0.08	Height "F" ±0.15	A ±0.08	C Nom.	D Nom.	E ±0.15	G Nom.	J Nom.	Min. Sheet Thickness	Min. Part Face to Edge K	Hole Size In Sheet +0.05 -0.03	Min. Dist. Hole ℄ To Edge M
METRIC 公制尺寸	M3x0.5	30	SRASA	2.89	7	7.89	6.35	3.18	9.47	9.78	2.87	1	1.02	8x3	7.6
			SRASB	3.89										8x4	9.1
			SRASC	5.89										8x6	10.7
	M4x0.7	40	SRASA	3.89	9	9.89	8.89	3.18	11.48	13.21	4.06	1	1.02	10x4	10
			SRASB	6.89										10x7	14.7
			SRASC	8.89										10x9	16.3

All dimensions are in inches.

	Thread Size	Thread Code	Type	Length "L" ±.003	Height "F" ±.006	A ±.003	C Nom.	D Nom.	E ±.006	G Nom.	J Nom.	Min. Sheet Thickness	Min. Part Face to Edge K	Hole Size In Sheet +.002 -.001	Min. Dist. Hole ℄ To Edge M
UNFIED 英制尺寸	.112-40 (#4-40)	440	SRASA	.121	.281	.308	.250	.125	.370	.406	.096	.040	.040	.312x.125	.30
			SRASB	.183										.312x.187	.35
			SRASC	.246										.312x.250	.43
	.138-32 (#6-32)	632	SRAAA	.121	.312	.371	.300	.125	.433	.462	.141	.040	.040	.375x.125	.35
			SRASB	.246										.375x.250	.50
			SRASC	.308										.375x.315	.55
	.164-32 (#8-32)	832	SRASA	.183	.375	.402	.350	.125	.464	.550	.157	.040	.040	.406x.187	.40
			SRASB	.277										.406x.281	.58
			SRASC	.371										.406x.375	.65

STD



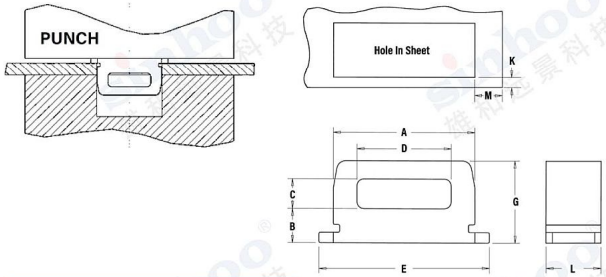

编码规则 PART NUMBER DESIGNATION

STD	40	Y	Z	S
Type 类型	Profile Code 轮廓代码	Materials Code 材料代码 Y:Sintered Steel S:Stainless Steel	Finish Code 表面处理代码 C:Clean D:Dacromet N:Nickel W:White Zinc Z:Blue Zinc	Package Code 包装代码 Reel J:Reel S:Bulk

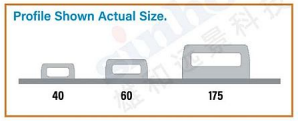

All dimensions are in millimeters.

METRIC 公制尺寸	Type	Profile Code	Length "L" ±0.08	Sheet Thickness	Hole Size In Sheet +0.05 -0.03	A ±0.08	B ±0.15	C ±0.15	D ±0.15	E ±0.15	Height "G" ±0.15	Min.Hole Edge To Sheet Edge M	Min.Hole Edge To Sheet Edge K
	STD	40	3.07	1.02-1.27	6.35x3.18	6.25	1.4	1.65	4.06	7.82	3.81	3.73	1.02
	STD	60	4.67	1.02-1.78	7.93x4.75	7.82	1.91	1.65	5.21	9.4	4.57	4.98	1.02
	STD	175	9.42	1.02-3.18	12.7x9.53	12.6	3.3	2.4	9.14	14.28	7.24	6.65	1.02

STDO

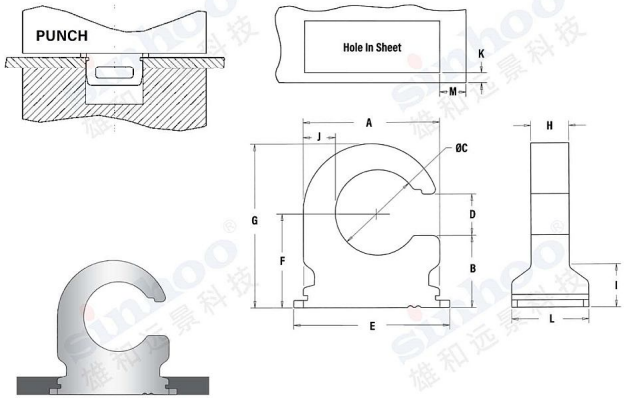

编码规则 PART NUMBER DESIGNATION

STDO	40	Y	W	S
Type 类型	Profile Code 轮廓代码	Materials Code 材料代码 Y:Sintered Steel	Finish Code 表面处理代码 W:White Zinc N:Nickel D:Dacromet Z:Blue Zinc	Package Code 包装代码 Reel J:Reel S:Bulk

All dimensions are in millimeters.

METRIC 公制尺寸	Type	Profile Code	Length "L" ±0.08	Sheet Thickness	Hole Size In Sheet +0.05 -0.03	A ±0.08	B ±0.15	ØC ±0.15	D ±0.15	E ±0.15	F ±0.13	Height "G" ±0.15	H ±0.25	I ±0.25	J Nom.	Min.Hole Edge To Sheet Edge M	Min.Hole Edge To Sheet Edge K
	STDO	40	6.25	1.02-3.94	6.35x9.53	9.42	5.41	6.22	3.3	11	7.24	11.96	3.05	3.3	2.11	3.73	1.02
	STDO	50	6.25	1.02-3.94	6.35x11.13	11.02	5.79	6.86	3.3	12.6	7.62	13.13	3.05	3.3	2.59	4.98	1.02
	STDO	120	6.25	1.02-3.94	6.35x14.27	14.17	6.48	8.64	3.56	15.75	8.51	15.6	3.05	3.3	3.53	6.65	1.02

SO

BSO

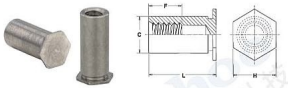

TSO

DSOS

CSOS CSS

CFH

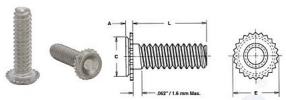

FH

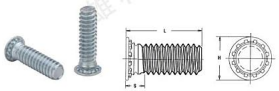

FHP



HFE

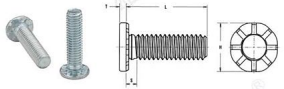

HFH

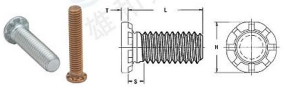

TP

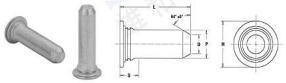

SKCF

SKC

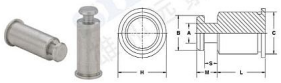

SS

CL

SMP

SH

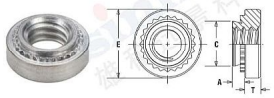

F

PF11/PF12/PF11M/PF12M/PF15/PF15M

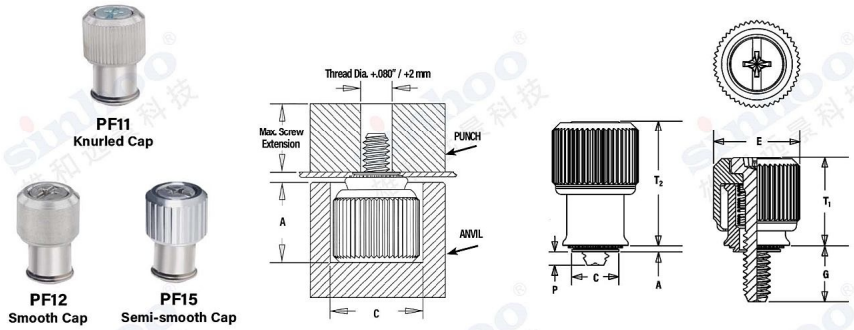

PF11MF/PF12MF

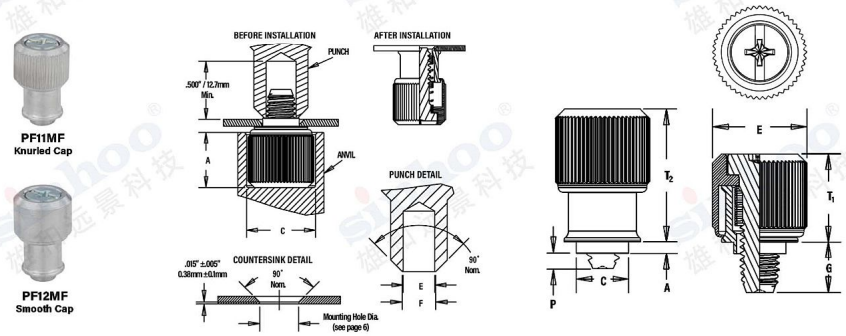

PF11MW/PF12MW

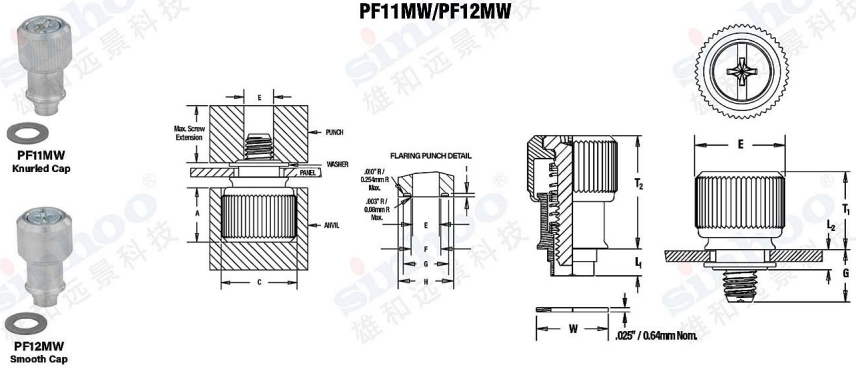

PFHV

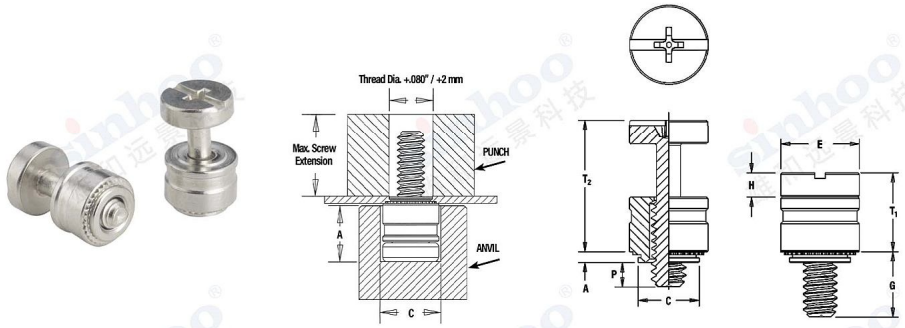

PF30/PF31/PF32

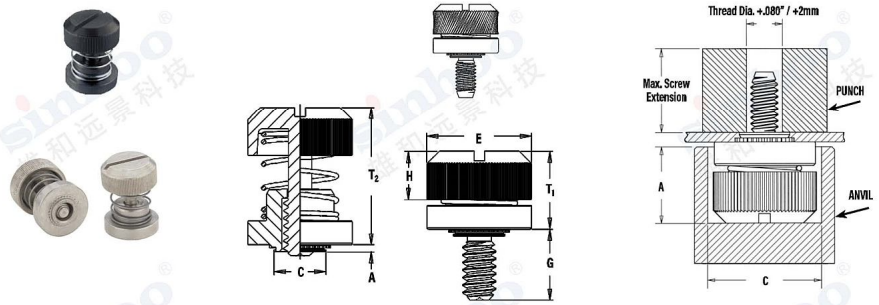

PF7M

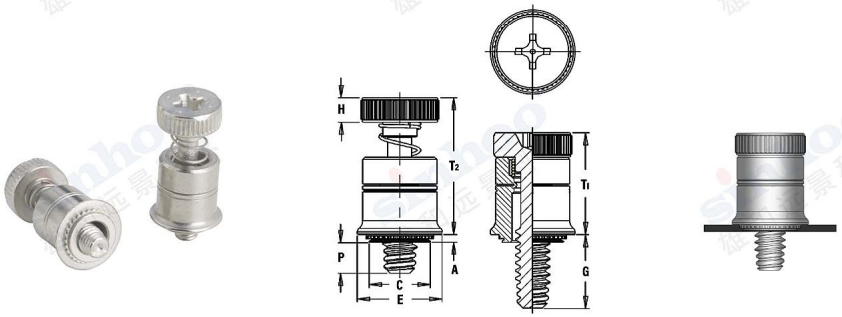

PF50/PF51/PF52/PF60/PF61/PF62

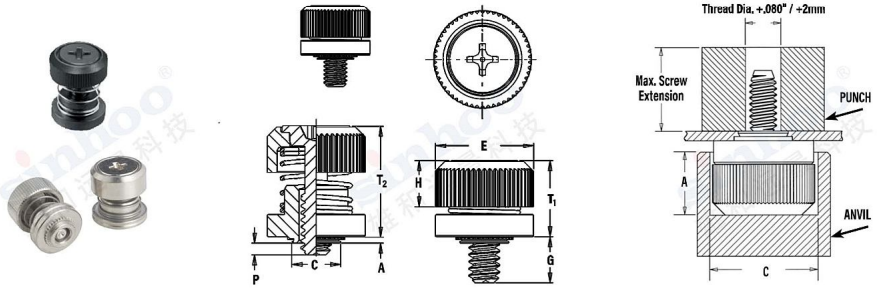

PF7MF

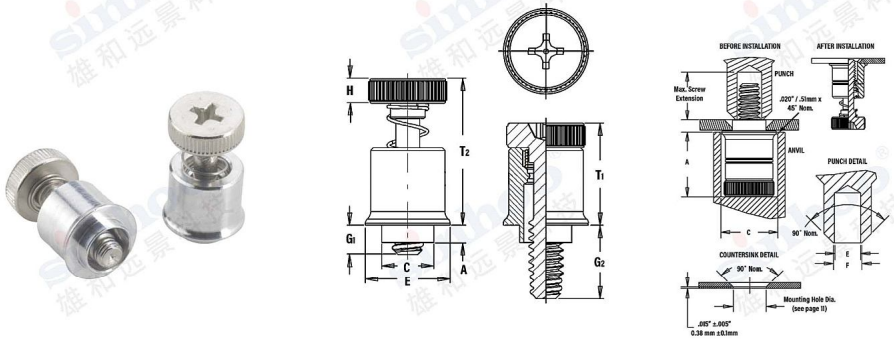

For more products, please contact us

INSERTS FOR PLASTICS

CLASSIFICATION DESCRIPTION

ULTRASONIC / HEAT STAKING INSERTS

- Ultrasonic - Installed by pressing the insert into the mounting hole with ultrasonic insertion equipment while simultaneously applying a high frequency vibration. Frictional heat caused by the vibration melts the plastic surrounding the insert allowing easy insertion. When the vibration ceases, the plastic solidifies, locking the insert permanently in place.
- Heat Staking - Installed by pressing the insert into the mounting hole with a thermal press to melt the plastic surrounding the insert.

MOLDED-IN INSERTS

- Installed during the molding process, the inserts are located in the mold cavity by core pins. When the mold opens, the core pins are withdrawn leaving the inserts permanently encapsulated in the plastic section with only the threads exposed.
- Installing the inserts during the molding process eliminates the need for secondary steps or installation equipment.

PRESS-IN INSERTS

- Installed by simply pressing the inserts into pre-molded or drilled holes. Installation is accomplished using any standard press at any time during the production process.
- Eliminates the need for molding-in inserts.
- Eliminates the need for heat or ultrasonic equipment.

IIU

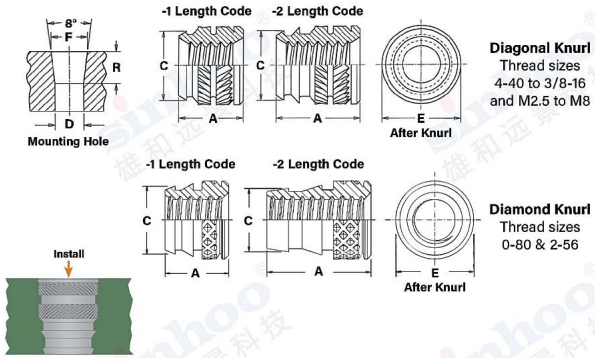

编码规则 PART NUMBER DESIGNATION

IIU	25	1	C	C
Type 类型	Thread Code 螺纹代码 M2.5x0.45	Length Code 长度代码 1(3.43mm)	Materials Code 材料代码 C:Brass A:Aluminum S:Sintered Steel	Finish Code 表面处理代码 C:Clean N:Nickel

All dimensions are in millimeters.

	Type	Thread Size x Pitch	Thread Code	Length Code	A ±0.13	E ±0.13	C ±0.13	Hole Size In Material: Min. Hole Depth	D ±0.05	F ±0.05	R Ref. Taper Length
METRIC 公制尺寸	IIU	M2.5x0.45	25	1	3.43	4.37	3.99	4.44	3.89	4.04	1.07
				2	5.56		3.79	6.58	3.58		3.29
	IIU	M3x0.5	30	1	3.43	4.37	3.99	4.44	3.89	4.04	1.07
				2	5.56		3.79	6.58	3.58		3.29
	IIU-B	M3x0.5	30	1	3.81	5.56	5.16	4.83	5.05	5.23	1.29
				2	6.35		4.83	7.42	4.70		3.79
	IIU	M3.5x0.6	35	1	3.81	5.56	5.16	4.83	5.05	5.23	1.29
				2	6.35		4.83	7.42	4.70		3.79
	IIU	M4x0.7	40	1	4.70	6.35	5.84	5.72	5.74	5.94	1.43
				2	7.92		5.41	8.94	5.28		4.72
	IIU	M5x0.8	50	1	5.72	7.54	6.91	6.74	6.78	7.03	1.79
				2	9.53		6.38	10.55	6.25		5.58
	IIU-B	M5x0.8	50	1	6.71	8.33	7.83	7.72	7.70	8.00	2.15
				2	11.10		7.16	12.12	7.06		6.72
	IIU	M6x1	60	1	7.62	9.52	8.99	8.64	8.86	9.22	2.57
				2	12.70		8.43	13.72	8.15		7.65
	IIU	M8x1.25	80	1	8.51	11.91	11.15	9.53	10.95	11.38	3.07
				2	14.27		10.31	15.29	10.19		8.51

All dimensions are in inches.

	Type	Thread Size x Pitch	Thread Code	Length Code	A ±.005	E ±.005	C ±.005	Hole Size In Material: Min. Hole Depth	D ±.002	F ±.002	R Ref. Taper Length
UNFIED 英制尺寸	IIU	.060-80 (#0-80)	080	1	.115	.141	.123	.155	.118	.123	.036
				2	.188		.115	.228	.107		.114
	IIU	.086-56 (#2-56)	256	1	.115	.141	.123	.155	.118	.123	.036
				2	.188		.115	.228	.107		.114
	IIU	.112-40 (#4-40)	440	1	.135	.172	.157	.175	.153	.159	.043
				2	.219		.149	.259	.141		.129
	IIU	.138-32 (#6-32)	632	1	.150	.219	.203	.190	.199	.206	.050
				2	.250		.190	.290	.185		.150
	IIU	.164-32 (#8-32)	832	1	.185	.250	.230	.225	.226	.234	.057
				2	.312		.213	.352	.208		.186
	IIU	.190-24 (#10-24)	024	1	.225	.297	.272	.265	.267	.277	.072
				2	.375		.251	.415	.246		.222
	IIU	.190-32 (#10-32)	032	1	.225	.297	.272	.265	.267	.277	.072
				2	.375		.251	.415	.246		.222
	IIU	.250-20 (1/4-20)	0420	1	.300	.375	.354	.340	.349	.363	.100
				2	.500		.332	.540	.321		.300
	IIU	.250-28 (1/4-28)	0428	1	.300	.375	.354	.340	.349	.363	.100
				2	.500		.332	.540	.321		.300
	IIU	.313-18 (5/16-18)	0518	1	.335	.469	.439	.375	.431	.448	.122
				2	.562		.406	.602	.401		.336
	IIU	.375-16 (3/8-16)	0616	1	.375	.563	.532	.415	.523	.540	.122
				2	.625		.493	.665	.488		.372

ULTRASONIC/HEAT STAKING INSERTS

IIUT

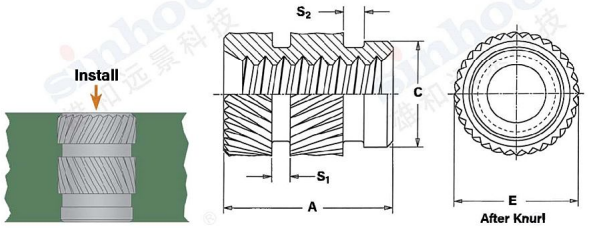

编码规则 PART NUMBER DESIGNATION

IIUT	25	C	C
Type 类型	Thread Code 螺纹代码 M2.5x0.45	Materials Code 材料代码 C:Brass A:Aluminum S:Sintered Steel	Finish Code 表面处理代码 C:Clean N:Nickel

All dimensions are in millimeters.

	Type	Thread Size x Pitch	Thread Code	A ±0.13	E ±0.23	C ±0.13	S1 Nom.	S2 Nom.	Hole Size In Material: Min. Hole Depth	Hole Dia. +0.08
METRIC 公制尺寸	IIUT	M2x0.4	20	4.00	3.73	3.07	0.79	0.79	4.76	3.23
	IIUT	M2.5x0.45	25	5.74	4.55	3.86	0.79	0.79	6.50	4.01
	IIUT	M3x0.5	30	5.74	4.55	3.86	0.79	0.79	6.50	4.01
	IIUT	M3.5x0.6	35	7.14	5.33	4.65	0.79	0.79	7.90	4.81
	IIUT	M4x0.7	40	8.15	6.17	5.51	0.79	1.02	8.91	5.67
	IIUT	M5x0.8	50	9.52	6.93	6.27	1.17	1.17	10.28	6.43
	IIUT	M6x1	60	12.70	8.69	7.87	1.17	1.58	13.46	8.03

All dimensions are in inches.

	Type	Thread Size	Thread Code	A ±.005	E ±.009	C ±.005	S1 Nom.	S2 Nom.	Hole Size In Material: Min. Hole Depth	Hole Dia. +0.03
UNFIED 英制尺寸	IIUT	.086-56 (#2-56)	256	.157	.147	.121	.021	.021	.187	.127
	IIUT	.112-40 (#4-40)	440	.226	.179	.152	.031	.031	.256	.158
	IIUT	.138-32 (#6-32)	632	.281	.210	.183	0.31	.031	.311	.189
	IIUT	.164-32 (#8-32)	832	.321	.243	.217	.031	.040	.351	.223
	IIUT	.190-24 (#10-24)	024	.375	.273	.247	.046	.046	.405	.253
	IIUT	.190-32 (#10-32)	032	.375	.273	.247	.046	.046	.405	.253
	IIUT	.250-20 (1/4-20)	0420	.500	.342	.310	.046	.062	.530	.316
	IIUT	.250-28 (1/4-28)	0428	.500	.342	.310	.046	.062	.530	.316
	IIUT	.375-16 (3/8-16)	0616	.500	.509	.462	.046	.062	.530	.468

IIS

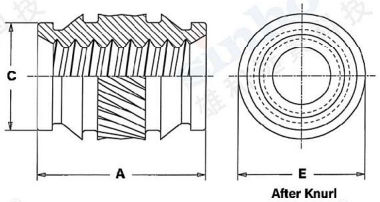

编码规则 PART NUMBER DESIGNATION

IIS	30	C	C
Type 类型	Thread Code 螺纹代码 M3x0.5	Materials Code 材料代码 C:Brass A:Aluminum S:Sintered Steel	Finish Code 表面处理代码 C:Clean N:Nickel

All dimensions are in millimeters.

METRIC 公制尺寸	Type	Thread Size x Pitch	Thread Code	A ±0.13	E ±0.13	C ±0.13	Hole Size In Material	
							Hole Depth	Hole Dia. +0.08
	IIS	M3x0.5	30	5.74	4.62	3.88	6.50	3.99
	IIS	M4x0.7	40	8.15	6.22	5.51	8.92	5.62
	IIS	M5x0.8	50	9.52	7.01	6.30	10.29	6.40
	IIS	M6x1	60	12.70	8.58	7.90	13.46	8.00

All dimensions are in inches.

UNFIED 英制尺寸	Type	Thread Size	Thread Code	A ±.005	E ±.005	C ±.005	Hole Size In Material	
							Min. Hole Depth	Hole Dia. +.003
	IIS	.086-56 (#2-56)	256	.157	.151	.122	.187	.126
	IIS	.112-40 (#4-40)	440	.226	.102	.153	.256	.157
	IIS	.138-32 (#6-32)	632	.281	.215	.184	.311	.188
	IIS	.164-32 (#8-32)	832	.321	.245	.217	.351	.221
	IIS	.190-32 (#10-32)	032	.375	.276	.248	.405	.252
	IIS	.250-20 (1/4-20)	0420	.500	.338	.311	.530	.315

ULTRASONIC/HEAT STAKING INSERTS

IMC

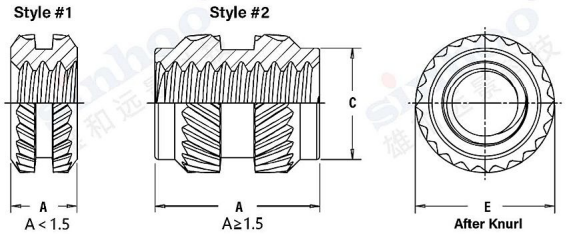

编码规则 PART NUMBER DESIGNATION

IMC	10	10	C	C
Type 类型	Thread Code 螺纹代码 M1x0.25	Length Code 长度代码 1mm	Materials Code 材料代码 C:Brass A:Aluminum	Finish Code 表面处理代码 C:Clean N:Nickel

All dimensions are in millimeters.

METRIC 公制尺寸	Type	Thread Size x Pitch	Thread Code	A ±0.10	E ±0.10	C Max	Mounting Hole in Material		
							Min. Wall Thickness	Hole Depth Min.	Hole Diameter +0.05
	IMC	M1x0.25	10	1.00	2.10	-	0.70	1.77	1.75
				2.50		1.75		3.27	
	IMC	M1.2x0.25	12	1.00	2.10	-	0.70	1.77	1.75
				2.50		1.75		3.27	
	IMC	M1.4x0.3	14	1.50	2.50	2.15	0.80	2.27	2.15
				3.00				3.77	
	IMC	M1.6x0.35	16	1.50	2.50	2.15	0.80	2.27	2.15
				3.00				3.77	
	IMC	M2x0.4	20	3.00	3.20	2.85	1.60	3.77	2.85
				4.00				4.77	

IIB

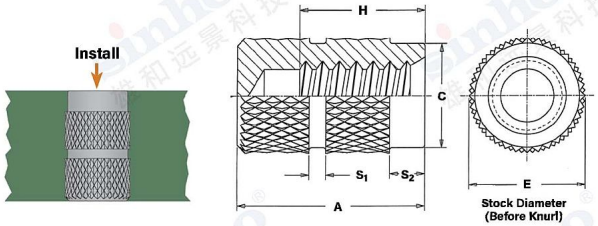

编码规则 PART NUMBER DESIGNATION

IIB	25	4	C	C
Type 类型	Thread Code 螺纹代码 M2.5x0.45	Length Code 长度代码 4(4.78mm)	Materials Code 材料代码 C:Brass A:Aluminum S:Stainless Steel	Finish Code 表面处理代码 C:Clean N:Nickel

All dimensions are in millimeters.

	Type	Thread Size x Pitch	Thread Code	Length A±0.13 / H Min. Min. No. of Full Threads 4	6	8	10	12	E Nom.	C ±0.13	S1 Nom.	S2 Nom.	Minor Dia. Min./Max.
METRIC 公制尺寸	IIB	M2.5x0.45	25	4.78/2.01	6.35/2.87	7.14/3.74	9.53/4.6	10.31/5.47	4.78	4.34	0.80	0.80	2.03/2.14
	IIB	M3x0.5	30	5.21/2.21	7.13/3.21	8.73/4.21	10.31/5.21	11.13/6.21	4.78	4.34	0.80	0.80	2.47/2.59
	IIB	M3.5x0.6	35	6.35/2.62	8.73/3.81	10.31/5.02	11.91/6.22	13.48/7.42	5.56	5.13	0.80	1.60	2.87/3.01
	IIB	M4x0.7	40	6.35/3.08	8.73/4.47	10.31/5.89	11.91/7.29	13.48/8.69	6.35	5.74	1.20	1.60	3.25/3.42
	IIB	M5x0.8	50	7.31/3.49	11.12/5.09	13.48/6.69	11.91/8.29	13.48/9.89	7.14	6.57	1.20	1.60	4.15/4.34
	IIB	M6x1	60	8.73/4.37	13.49/6.37	15.87/8.37	18.26/10.57	20.8/12.37	8.74	8.15	1.60	2.40	4.94/5.16
	IIB	M8x1.25	80	11.13/5.72	15.09/7.82	18.24/10.32	20.62/12.82	22.23/15.32	11.13	10.26	1.98	2.40	6.68/6.92

All dimensions are in inches.

	Type	Thread Size	Thread Code	Length A±.005 / H Min. Min. No. of Full Threads 4	6	8	10	12	E Nom.	C ±.005	S1 Nom.	S2 Nom.	Minor Dia. Min./Max.
UNFIED 英制尺寸	IIB	.086-56 (#2-56)	256	.156/.080	.219/.115	.250/.150	.312/.185	.344/.220	.156	.142	.03	.03	.067/.0737
	IIB	.112-40 (#4-40)	440	.205/.110	.281/.160	.344/.210	.406/.260	.438/.310	.188	.171	.03	.03	.086/.0939
	IIB	.138-32 (#6-32)	632	.250/.135	.344/.200	.406/.260	.469/.325	.531/.385	.219	.202	.03	.06	.105/.114
	IIB	.164-32 (#8-32)	832	.250/.135	.344/.200	.406/.260	.469/.325	.531/.385	.250	.226	.05	.06	.131/.139
	IIB	.190-24 (#10-24)	024	.356/.175	.438/.260	.531/.345	.625/.425	.716/.510	.281	.259	.05	.06	.146/.156
	IIB	.190-32 (#10-32)	032	.281/.135	.438/.200	.531/.260	.469/.325	.531/.385	.281	.259	.05	.06	.157/.164
	IIB	.250-20 (1/4-20)	0420	.344/.200	.531/.315	.625/.415	.719/.515	.819/.615	.344	.321	.06	.09	.197/.207
	IIB	.313-18 (5/16-18)	0518	.438/.235	.594/.345	.719/.460	.811/.570	.949/.680	.438	.404	.078	.094	.254/.265
	IIB	.375-16 (3/8-16)	0616	.500/.265	.688/.390	.812/.515	.935/.640	1.00/.765	.500	.466	.094	.094	.309/.321

MOLDED-IN INSERTS

IIBL

Style #1

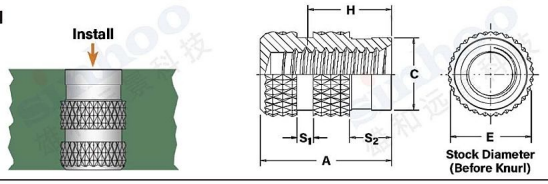

Style #2

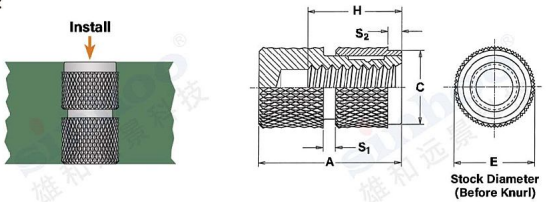

编码规则 PART NUMBER DESIGNATION

IIBL	30	8A	S	C
Type 类型	Thread Code 螺纹代码 M3x0.5	Length Code 长度代码 8A(8.73mm)	Materials Code 材料代码 C:Brass A:Aluminum S:Stainless Steel	Finish Code 表面处理代码 C:Clean N:Nickel

All dimensions are in millimeters.

	Type	Thread Size x Pitch	Thread Code	Length Code Style #1	Style #2	A ±0.13	E Nom.	C ±0.13 Style #1	Style #2	S1 ±0.13	S2 ±0.13 Style #1	Style #2	Minor Dia. Min./Max.	H Min.	First Cycle on Locking Torque(N-m) Min.	Max.
METRIC 公制尺寸	IIBL	M3x0.5	30	8	8A	8.73	4.78	4.34	4.57	0.80	3.30	0.80	2.48/2.59	4.21	0.06	0.60
	IIBL	M4x0.7	40	8	8A	10.31	6.35	5.74	5.97	1.20	3.30	1.60	3.26/3.42	5.89	0.16	1.60
	IIBL	M5x0.8	50	8	8A	13.48	7.14	6.58	6.86	1.20	3.30	1.60	4.15/4.34	6.69	0.23	2.10
	IIBL	M6x1	60	8	8A	15.87	8.73	7.57	8.26	1.60	3.80	2.40	4.95/5.15	8.37	0.37	3.20

All dimensions are in inches.

	Type	Thread Size	Thread Code	Length Code Style #1	Style #2	A ±.005	E Nom.	C ±.005 Style #1	Style #2	S1 ±.005	S2 ±.005 Style #1	Style #2	Minor Dia. Min./Max.	H Min.	First Cycle on Locking Torque(in.ibs.) Min.	Max.
UNFIED 英制尺寸	IIBL	.086-56 (#2-56)	256	-	8A	0.25	.156	-	.150	.030	-	.030	.067/.0737	.150	.02	2.5
	IIBL	.112-40 (#4-40)	440	8	8A	0.344	.188	. 171	.180	.030	. 130	.030	.086/.0939	.210	.05	5
	IIBL	.138-32 (#6-32)	632	8	8A	0.406	.219	.195	.200	.050	.130	.030	.105/.114	.260	1	10
	IIBL	.164-32 (#8-32)	832	8	8A	0.406	.250	.226	.235	.050	.130	.060	.131/.139	.260	1.5	15
	IIBL	.190-32 (#10-32)	032	8	8A	0.531	.281	.259	.270	.050	.130	.060	.157/.164	.260	2	18
	IIBL	.250-20 (1/4-20)	0420	8	8A	0.625	.344	.298	.325	.060	.150	.060	.197/.207	.415	4.5	30

IIT

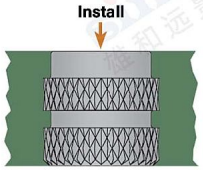

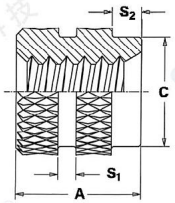

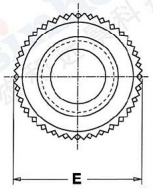

Stock Diameter
(Before Knurl)

编码规则 PART NUMBER DESIGNATION

IIT	30	C	C
Type 类型	Thread Code 螺纹代码 M3x0.5	Materials Code 材料代码 C:Brass A:Aluminum S:Sintered Steel	Finish Code 表面处理代码 C:Clean N:Nickel

All dimensions are in millimeters.

	Type	Thread Size x Pitch	Thread Code	A ±0.13	E Nom.	C ±0.13	S1 Nom.	S2 Nom.	Minor Dia. Min./Max.
METRIC 公制尺寸	IIT	M3x0.5	30	4.77	4.77	4.34	0.78	0.78	2.47/2.59
	IIT	M4x0.7	40	6.35	6.35	5.74	1.16	1.57	3.25/3.42
	IIT	M5x0.8	50	7.13	7.13	6.57	1.16	1.57	4.15/4.34
	IIT	M6x1	60	9.53	8.74	8.15	1.57	2.38	4.94/5.16
	IIT	M10x1.5	100	14.27	12.70	11.84	2.38	2.38	8.55/8.67

All dimensions are in inches.

	Type	Thread Size x Pitch	Thread Code	A ±0.13	E Nom.	C ±0.13	S1 Nom.	S2 Nom.	Minor Dia. Min./Max.
UNFIED 英制尺寸	IIT	.060-80 (#0-80)	000	.125	.109	.078	.03	.03	.0475/.051
	IIT	.086-56 (#2-56)	256	.125	.156	.142	.03	.03	.067/.0737
	IIT	.112-40 (#4-40)	440	.188	.188	.171	.03	.03	.086/.0939
	IIT	.138-32 (#6-32)	632	.219	.219	.202	.03	.06	.105/.114
	IIT	.164-32 (#8-32)	832	.250	.250	.226	.05	.06	.131/.139
	IIT	.190-24 (#10-24)	024	.281	.281	.259	.05	.06	.146/.156
	IIT	.190-32 (#10-32)	032	.281	.281	.259	.05	.06	.157/.164
	IIT	.250-20 (1/4-20)	0420	.375	.344	.321	.06	.09	.197/.207
	IIT	.250-28 (1/4-28)	0428	.375	.344	.321	.06	.09	.212/.220
	IIT	.313-18 (5/16-18)	0518	.469	.437	.404	.08	.09	.254/.265
	IIT	.375-16 (3/8-16)	0616	.562	.500	.466	.09	.09	.309/.321

MOLDED-IN INSERTS

ISTK

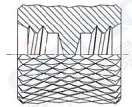

Configuration for STKA/STKB/STKC-256-20 and -24

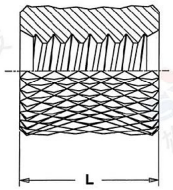

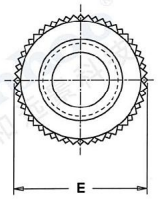

Stock Diameter
(Before Knurl)

编码规则 PART NUMBER DESIGNATION

ISTK	30	30	C	C
Type 类型	Thread Code 螺纹代码 M3x0.5	Length Code 长度代码 3mm	Materials Code 材料代码 C:Brass A:Aluminum S:Stainless Steel	Finish Code 表面处理代码 C:Clean N:Nickel

All dimensions are in millimeters.

	Type	Thread Size x Pitch	Thread Code	Length Code"L"±0.13 (in millimeters)								E Nom.	Minor Dia. Min./Max.
METRIC 公制尺寸	ISTK	M3x0.5	30	3	4	6	8	10	12	15	18	4.74	2.47/2.59
	ISTK	M4x0.7	40	3	4	6	8	10	12	15	18	6.35	3.25/3.42
	ISTK	M5x0.8	50	3	4	6	8	10	12	15	18	7.13	4.15/4.34

All dimensions are in inches.

	Type	Thread Size	Thread Code	Length Code"L"±.005 (in 32nds of an inch)								E Nom.	Minor Dia. Min./Max.
				.125	.187	.250	.312	.375	.500	.625	.750		
UNFIED 英制尺寸	ISTK	.086-56 (#2-56)	256	4	6	8	10	12	16	–	–	.156	.067/.0737
	ISTK	.112-40 (#4-40)	440	4	6	8	10	12	16	20	24	.188	.086/.0939
	ISTK	.138-32 (#6-32)	632	4	6	8	10	12	16	20	24	.219	.105/.114
	ISTK	.164-32 (#8-32)	832	4	6	8	10	12	16	20	24	.250	.131/.139
	ISTK	.190-24 (#10-24)	032	4	6	8	10	12	16	20	24	.281	.157/.164
	ISTK	.250-20 (1/4-20)	0420	4	6	8	10	12	16	20	24	.375	.197/.207
	ISTK	.313-18 (5/16-18)	0518	4	6	8	10	12	16	20	24	.437	.254/.265
	ISTK	.375-16 (3/8-16)	0616	4	6	8	10	12	16	20	-	.500	.309/.321

INFP

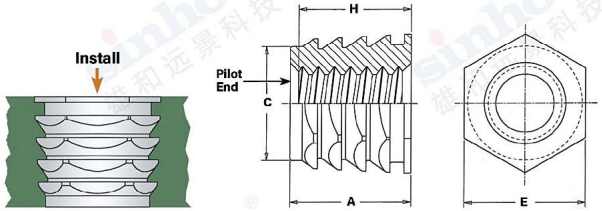

编码规则 PART NUMBER DESIGNATION

INFP	30	A	C
Type 类型	Thread Code 螺纹代码 M3x0.5	Materials Code 材料代码 A:Aluminum S:Sintered Steel	Finish Code 表面处理代码 C:Clean N:Nickel

All dimensions are in millimeters.

	Type	Thread Size x Pitch	Thread Code	A Max.	Min. Material Thickness	Hole Size in Material +0.08	C Max.	E Nom.	Min. Boss Dia.	Min.Depth Full Thread H
METRIC 公制尺寸	INFP	M3x0.5	30	5.84	6.10	4.75	4.72	4.75	12.70	5.38
	INFP	M3.5x0.6	35	5.84	6.10	4.75	4.72	4.75	12.70	5.38
	INFP	M4x0.7	40	6.73	6.99	6.35	6.32	6.35	15.88	6.30
	INFP	M5x0.8	50	6.73	6.99	6.35	6.32	6.35	15.88	6.30
	INFP	M6x1	60	8.00	8.33	7.92	7.89	7.92	19.05	7.62
	INFP	M8x1.25	80	9.27	9.65	9.53	9.50	9.53	24.13	8.76

All dimensions are in inches.

	Type	Thread Size x Pitch	Thread Code	A Max.	Min. Material Thickness	Hole Size in Material +0.08	C Max.	E Nom.	Min. Boss Dia.	Min.Depth Full Thread H
UNFIED 英制尺寸	INFP	.086-56 (#2-56)	256	.230	.240	.187	.186	.187	.500	.212
	INFP	.112-40 (#4-40)	440	.230	.240	.187	.186	.187	.500	.212
	INFP	.138-32 (#6-32)	632	.230	.240	.187	.186	.187	.500	.212
	INFP	.164-32 (#8-32)	832	.265	.275	.250	.249	.250	.625	.248
	INFP	.190-24 (#10-24)	024	.265	.275	.250	.249	.250	.625	.248
	INFP	.190-32 (#10-32)	032	.265	.275	.250	.249	.250	.625	.248
	INFP	.250-20 (1/4-20)	0420	.315	.328	.312	.311	.312	.750	.300
	INFP	.313-18 (5/16-18)	0518	.365	.380	.375	.374	.375	.950	.345

PRESS-IN INSERTS

IPP

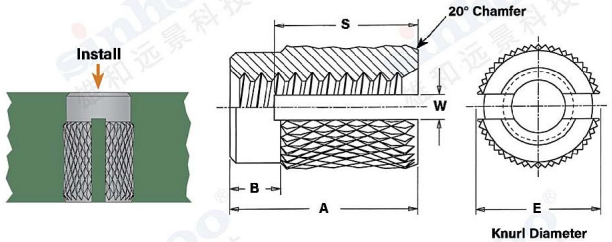

编码规则 PART NUMBER DESIGNATION

IPP	30	1	C	C
Type 类型	Thread Code 螺纹代码 M3x0.5	Length Code 长度代码 1(4.77mm)	Materials Code 材料代码 C:Brass A:Aluminum S:Stainless Steel	Finish Code 表面处理代码 C:Clean N:Nickel

All dimensions are in millimeters.

	Type	Thread Size x Pitch	Thread Code	Length Code	A ±0.13	E Nom.	B ±0.4	S Nom.	W ±0.4	Hole Size In Material: Min. Hole Depth	Hole Size In Material: Hole Dia. +0.05
METRIC 公制尺寸	IPP	M3x0.5	30	1	4.77	4.29	1.14	3.56	0.50	5.79	3.96
				2	6.35		1.52	4.83		7.37	
	IPP	M4x0.7	40	1	6.35	5.87	1.52	5.33	1.20	7.37	5.56
				2	7.95		1.91	5.97		8.97	
	IPP	M5x0.8	50	1	7.95	6.68	1.91	5.97	1.60	8.97	6.35
				2	9.52		2.29	7.11		10.54	
	IPP	M6x1	60	1	11.12	8.43	2.67	8.38	2.00	12.14	7.95
				2	12.70		3.05	9.53		13.72	

All dimensions are in inches.

	Type	Thread Size	Thread Code	Length Code	A ±.005	E Nom.	B ±.015	S Nom.	W ±.015	Hole Size In Material: Min. Hole Depth	Hole Size In Material: Hole Dia. ±.002
UNFIED 英制尺寸	IPP	.086-56 (#2-56)	256	1	.156	.134	.040	.115	.020	.196	.125
	IPP	.112-40 (#4-40)	440	1	.188	.169	.045	.140	.020	.228	.156
				2	.250		.060	.190		.290	
	IPP	.138-32 (#6-32)	632	1	.250	.200	.060	.190	.031	.290	.188
				2	.313		.075	.235		.353	
	IPP	.164-32 (#8-32)	832	1	.250	.231	.060	.190	.047	.290	.219
				2	.313		.075	.235		.353	
	IPP	.190-32 (#10-32)	032	1	.313	.263	.075	.235	.062	.353	.250
				2	.375		.090	.280		.415	
	IPP	.250-20 (1/4-20)	0420	1	.438	.332	.105	.330	.078	.478	.313
				2	.500		.120	.375		.540	

IPFL

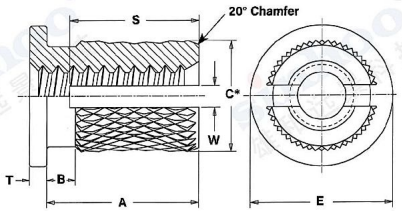

*C Diameter (After Knurl)

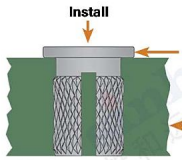

编码规则 PART NUMBER DESIGNATION

IPFL	30	1	C	C
Type 类型	Thread Code 螺纹代码 M3x0.5	Length Code 长度代码 1(4.22mm)	Materials Code 材料代码 C:Brass A:Aluminum S:Stainless Steel	Finish Code 表面处理代码 C:Clean N:Nickel

All dimensions are in millimeters.

	Type	Thread Size x Pitch	Thread Code	Length Code	A ±0.13	E ±0.13	C Nom.	T ±0.13	B ±0.25	S Nom.	W ±0.4	Hole Size In Material: Min. Hole Depth	Hole Size In Material: Hole Dia. +0.05
METRIC 公制尺寸	IPFL	M3x0.5	30	1	4.22	5.56	4.22	0.56	0.69	3.56	0.50	5.24	3.96
				2	5.80					4.83		6.82	
	IPFL	M4x0.7	40	1	6.25	7.14	5.84	0.89	1.02	5.33	1.14	7.27	5.56
				2	7.06					5.97		8.08	
	IPFL	M5x0.8	50	1	6.86	7.95	6.65	1.09	1.22	5.97	1.60	7.88	6.35
				2	8.43					7.11		9.45	
	IPFL	M6x1	60	1	9.86	9.53	8.51	1.27	1.40	8.38	2.00	10.88	7.95
				2	11.43					9.53		12.45	

All dimensions are in inches.

	Type	Thread Size	Thread Code	Length Code	A ±.005	E Nom.	C Nom.	T ±.005	B ±.010	S Nom.	W ±.015	Hole Size In Material: Min. Hole Depth	Hole Size In Material: Hole Dia. ±.002
UNFIED 英制尺寸	IPFL	.086-56 (#2-56)	256	1	.136	.188	.135	.020	.025	.115	.020	.176	.125
	IPFL	.112-40 (#4-40)	440	1	.166	.219	.166	.022	.027	.140	.020	.206	.156
				2	.228					.190		.268	
	IPFL	.138-32 (#6-32)	632	1	.222	.250	.200	.028	.033	.190	.031	.262	.188
				2	.253					.210		.293	
	IPFL	.164-32 (#8-32)	832	1	.246	.281	.230	.035	.040	.210	.047	.286	.219
				2	.278					.235		.318	
	IPFL	.190-32 (#10-32)	032	1	.270	.313	.262	.043	.048	.235	.062	.310	.250
				2	.332					.280		.372	
	IPFL	.250-20 (1/4-20)	0420	1	.388	.375	.335	.050	.055	.330	.078	.428	.313
				2	.450					.375		.490	

PRESS-IN INSERTS

IPK

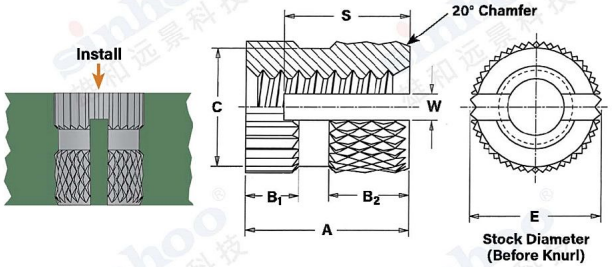

编码规则 PART NUMBER DESIGNATION

IPK	30	C	C
Type 类型	Thread Code 螺纹代码 M3x0.5	Materials Code 材料代码 A:Aluminum S:Sintered Steel	Finish Code 表面处理代码 C:Clean N:Nickel

All dimensions are in millimeters.

	Type	Thread Size x Pitch	Thread Code	A ±0.13	E Nom.	C ±0.25	B1 ±0.25	B2 ±0.25	S Nom.	W ±0.4	Hole Size In Material: Min. Hole Depth	Hole Size In Material: Hole Dia. +0.05
METRIC 公制尺寸	IPK	M3x0.5	30	4.78	3.96	3.48	1.42	2.01	3.56	0.50	5.80	3.96
	IPK	M4x0.7	40	7.92	5.56	4.98	2.39	3.33	5.97	1.19	8.94	5.56
	IPK	M5x0.8	50	9.53	6.35	5.94	2.84	4.01	7.11	1.57	10.55	6.35
	IPK	M6x1	60	12.70	7.92	7.39	3.81	5.33	9.53	1.98	13.72	7.92

All dimensions are in inches.

	Type	Thread Size	Thread Code	A ±.005	E Nom.	C ±.010	B1 ±.010	B2 ±.010	S Nom.	W ±.015	Hole Size In Material: Min. Hole Depth	Hole Size In Material: Hole Dia. ±.002
UNFIED 英制尺寸	IPK	.086-56 (#2-56)	256	.125	.125	.110	.037	.053	.095	.020	.165	.125
	IPK	.112-40 (#4-40)	440	.188	.156	.137	.056	.079	.140	.020	.228	.156
	IPK	.138-32 (#6-32)	632	.250	.188	.165	.075	.105	.190	.031	.290	.188
	IPK	.164-32 (#8-32)	832	.312	.219	.196	.094	.131	.235	.047	.352	.219
	IPK	.190-32 (#10-32)	032	.375	.250	.234	.112	.158	.280	.062	.415	.250
	IPK	.250-20 (1/4-20)	0420	.500	.312	.291	.150	.210	.375	.078	.540	.312



OTHER

HEX

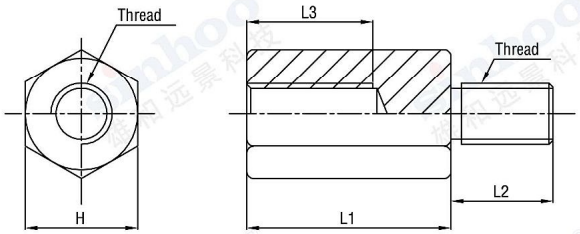

编码规则 PART NUMBER DESIGNATION

HEX	30	250	60	C	C	Z
Type 类型	Thread Code 螺纹代码 M3x0.5	Length Code "L1" 长度代码 25mm	Length Code "L2" 长度代码 6.0mm	Materials Code 材料代码 C:Brass M:Steel S:Sintered Steel N:Nylon	Finish Code 表面处理代码 C:Clean W:White Zinc N:Nickel	Hexagon Size Code "H 六边形尺寸代码 4.6 mm

All dimensions are in millimeters.

METRIC 公制尺寸	Type	Thread Size x Pitch	Thread Code	Length "L2" ±0.30	Hexagon Size Code "H" ±0.15	Length "L1" Technical Tolerances according to ISO2768-m (Min. Thread Depth "L3")																								
	HEX	M2x0.4	20	3	D: 3.0mm	3 (2)	4 (2)	5 (3)	6 (3)	7 (4)	8 (5)	9 (5)	10 (5)	11 (5)	12 (5)	13 (5)	14 (5)	15 (5)	16 (5)	18 (5)	20 (5)	22 (5)	25 (5)	28 (5)	30 (5)	-	-	-	-	-	-
	HEX	M2.5x0.45	25	6	Z: 4.6mm E: 5.0mm B: 5.5mm	-	4 (2)	5 (2)	6 (3)	7 (4)	8 (5)	9 (5)	10 (6)	11 (6)	12 (6)	13 (8)	14 (8)	15 (10)	16 (10)	18 (10)	20 (10)	22 (10)	25 (10)	28 (10)	30 (10)	-	-	-	-	-	-
	HEX	M3x0.5	30	6	Z: 4.6mm E: 5.0mm B: 5.5mm	-	4 (2)	5 (2)	6 (3)	7 (4)	8 (5)	9 (5)	10 (6)	11 (6)	12 (6)	13 (8)	14 (8)	15 (10)	16 (10)	18 (10)	20 (10)	22 (10)	25 (10)	28 (10)	30 (10)	35 (10)	40 (10)	45 (10)	50 (10)	55 (10)	60 (10)
	HEX	M4x0.7	40	6	C: 6.0mm	-	-	5 (2.5)	6 (3)	7 (4)	8 (5)	9 (5)	10 (6)	11 (6)	12 (8)	13 (8)	14 (8)	15 (10)	16 (10)	18 (10)	20 (10)	22 (10)	25 (10)	28 (10)	30 (10)	35 (10)	40 (10)	45 (10)	50 (10)	55 (10)	60 (10)
	HEX	M5x0.8	50	7	H: 7.0mm	-	-	-	-	-	8 (5)	-	10 (6)	-	12 (8)	-	-	15 (10)	-	-	20 (10)	-	25 (10)	-	30 (10)	35 (10)	40 (10)	45 (10)	50 (10)	55 (10)	60 (10)
	HEX	M6x1	60	8	J: 8.0mm	-	-	-	-	-	-	-	10 (6)	-	12 (8)	-	-	15 (10)	-	-	20 (10)	-	25 (10)	-	30 (10)	35 (10)	40 (10)	45 (10)	50 (10)	55 (10)	60 (10)

HEXD

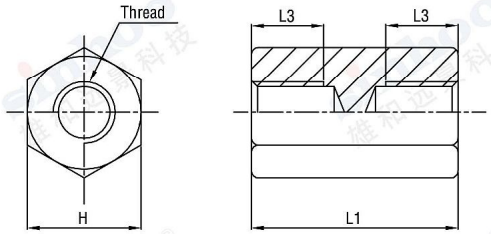

编码规则 PART NUMBER DESIGNATION

HEXD	30	250	C	C	Z
Type 类型	Thread Code 螺纹代码 M3x0.5	Length Code "L1" 长度代码 25mm	Materials Code 材料代码 C:Brass M:Steel S:Sintered Steel N:Nylon	Finish Code 表面处理代码 C:Clean W:White Zinc N:Nickel	Hexagon Size Code "H 六边形尺寸代码 4.65mm

All dimensions are in millimeters.

METRIC 公制尺寸	Type	Thread Size x Pitch	Thread Code	Hexagon Size Code "H" ±0.15	Length "L1" Technical Tolerances according to ISO2768-m (Min. Thread Depth "L3")																								
	HEXD	M2x0.4	20	D: 3.0mm	3 (Full)	4 (Full)	5 (Full)	6 (Full)	7 (Full)	8 (Full)	9 (4)	10 (4)	11 (5)	12 (5)	13 (5)	14 (5)	15 (5)	16 (5)	18 (5)	20 (5)	22 (5)	25 (5)	-	-	-	-	-	-	-	-
	HEXD	M2.5x0.45	25	Z: 4.6mm E: 5.0mm B: 5.5mm	3 (Full)	4 (Full)	5 (Full)	6 (Full)	7 (Full)	8 (Full)	9 (Full)	10 (Full)	11 (5)	12 (5)	13 (5)	14 (5)	15 (5)	16 (5)	18 (5)	20 (5)	22 (5)	25 (5)	-	-	-	-	-	-	-	-
	HEXD	M3x0.5	30	Z: 4.6mm E: 5.0mm B: 5.5mm	3 (Full)	4 (Full)	5 (Full)	6 (Full)	7 (Full)	8 (Full)	9 (Full)	10 (Full)	11 (Full)	12 (Full)	13 (Full)	14 (Full)	15 (Full)	16 (6)	18 (6)	20 (6)	22 (10)	25 (10)	28 (10)	30 (10)	35 (10)	40 (10)	45 (10)	50 (10)	55 (10)	60 (10)
	HEXD	M4x0.7	40	C: 6.0mm	-	-	5 (Full)	6 (Full)	7 (Full)	8 (Full)	9 (Full)	10 (Full)	11 (Full)	12 (Full)	13 (Full)	14 (Full)	15 (Full)	16 (Full)	18 (Full)	20 (Full)	22 (10)	25 (10)	28 (10)	30 (10)	35 (10)	40 (10)	45 (10)	50 (10)	55 (10)	60 (10)
	HEXD	M5x0.8	50	H: 7.0mm	-	-	-	-	-	8 (Full)	-	10 (Full)	-	12 (Full)	-	-	15 (Full)	-	-	20 (Full)	-	25 (10)	-	30 (10)	35 (10)	40 (10)	45 (10)	50 (10)	55 (10)	60 (10)
	HEXD	M6x1	60	J: 8.0mm	-	-	-	-	-	8 (Full)	-	10 (Full)	-	12 (Full)	-	-	15 (Full)	-	-	20 (Full)	-	25 (10)	-	30 (10)	35 (10)	40 (10)	45 (10)	50 (10)	55 (10)	60 (10)

RSD / RSDD

编码规则 PART NUMBER DESIGNATION

RSD	20	250	C	C
Type 类型	Thread Code 螺纹代码 M2x0.4	Length Code "L1" 长度代码 25mm	Materials Code 材料代码 C:Brass M:Steel S:Sintered Steel	Finish Code 表面处理代码 C:Clean W:White Zinc N:Nickel

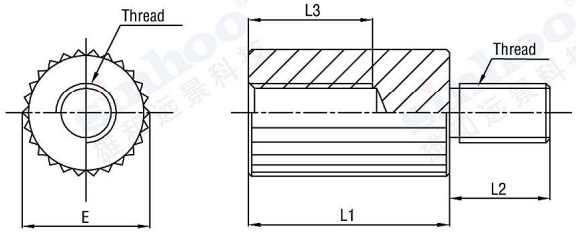

RSD
Round Male-Female Standoffs

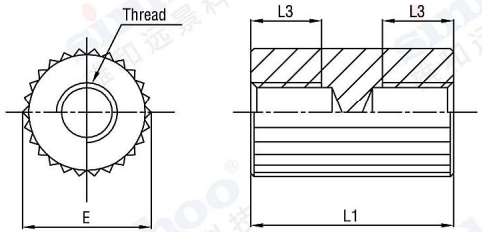

RSDD
Round Female to Female standoffs

All dimensions are in millimeters.

METRIC 公制尺寸	Type	Thread Size x Pitch	Thread Code	Length "L1" Technical Tolerances according to ISO2768-m (Min. Thread Depth "L3")																					Length "L2" ±0.30	E ±0.15
	RSD	M2x0.4	20	3 (2)	4 (2)	5 (3)	6 (3)	7 (4)	8 (5)	9 (5)	10 (5)	11 (5)	12 (5)	13 (5)	14 (5)	15 (5)	16 (5)	18 (5)	20 (5)	22 (5)	25 (5)	-	-	-	3	3.2
	RSDD	M2x0.4	20	3 (Full)	4 (Full)	5 (Full)	6 (Full)	7 (Full)	8 (Full)	9 (4)	10 (4)	11 (5)	12 (5)	13 (5)	14 (5)	15 (5)	16 (5)	18 (5)	20 (5)	22 (5)	25 (5)	30 (5)	35 (5)	40 (5)	-	3.2

Standards adopted:
DIN916/GB80 Industry or customer standards

Standards adopted:
DIN914/GB74 Customer standards

Standards adopted:
DIN915/GB79 Industry or customer standards

Standards adopted:
DIN913/GB77 Industry or customer standards

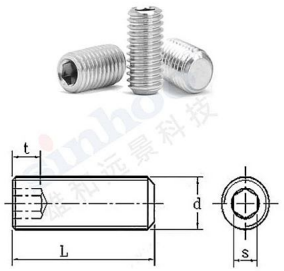

Standards adopted:
DIN553/GB71 Industry or customer standards

Standards adopted:
DIN551/GB73 Industry or customer standards

Standards adopted:
Industry or customer standards

Standards adopted:
DIN7985/ISO7045/GB818-85 Industry or customer standards

Standards adopted:
GB2672 Industry or customer standards

Standards adopted:
GB2672 Industry or customer standards

Standards adopted:
DIN916/GB80 Industry or customer standards

Standards adopted:
DIN916/GB80 Industry or customer standards

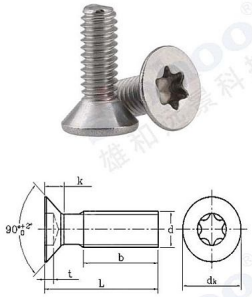

Standards adopted:
DIN916/GB80 Industry or customer standards

Standards adopted:
DIN7991 Industry or customer standards

Standards adopted:
DIN7380 Industry or customer standards

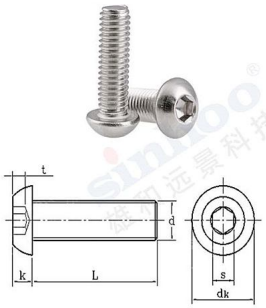

Standards adopted:
DIN912 Industry or customer standards

Standards adopted:
DIN933 Industry or customer standards

Standards adopted:
GB9074.8 Industry or customer standards

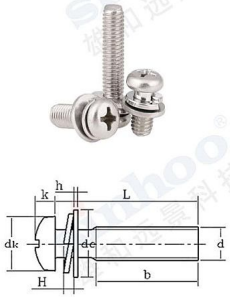

STANDARD PARTS

Standards adopted:
Industry or customer standards

Standards adopted:
GB845 Industry or customer standards

Standards adopted:
GB846 Industry or customer standards

Standards adopted:
DIN934/GB6170 Industry or customer standards

Standards adopted:
GB6187/DIN6923 Industry or customer standards

Standards adopted:
DIN985 Industry or customer standards

Standards adopted:
GB97.1/DIN125 Industry or customer standards

Standards adopted:
GB93/DIN127 Industry or customer standards

Standards adopted:
GB10432.3/DIN32501 Industry or customer standards